



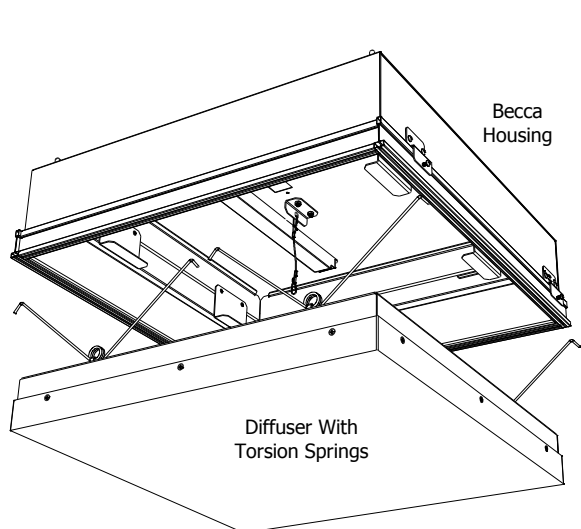
INSTALLATION PROCEDURE (Sheet 1 of 2)

DO NOT DISCARD**PLEASE READ CAREFULLY BEFORE BEGINNING INSTALLATION.**

Fixtures must be installed by licensed electricians in accordance with all local and national codes.

To prevent electrical shock, disconnect electrical supply before installing or servicing.

Before Beginning Installation, Locate The Following Components. Gather Required Tools.



Tools Required
(Not Provided)

Screwdriver

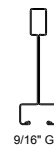


ESD Gloves

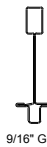


Wire Cutters

Compatible
Ceiling Grids



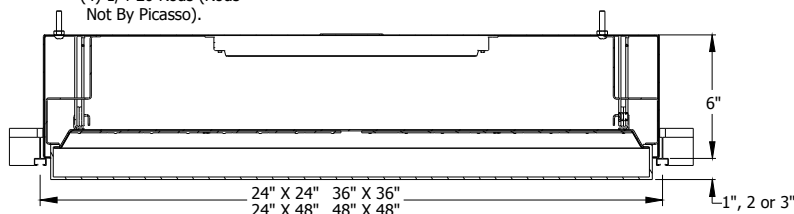
9/16" Grid
"Silhouette"



9/16" Grid
"Interlude"

Service Hotline: 1-201-246-8188
Monday through Friday 9:00AM - 5:00PM

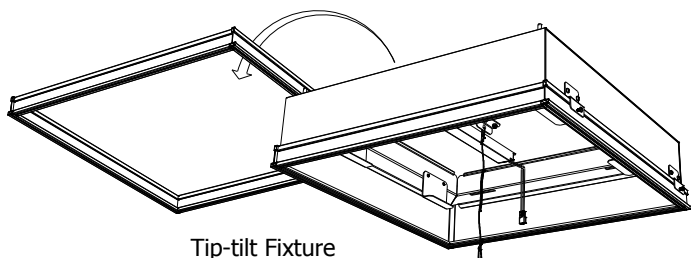
Fixture Supported By
(4) 1/4-20 Rods (Rods
Not By Picasso).



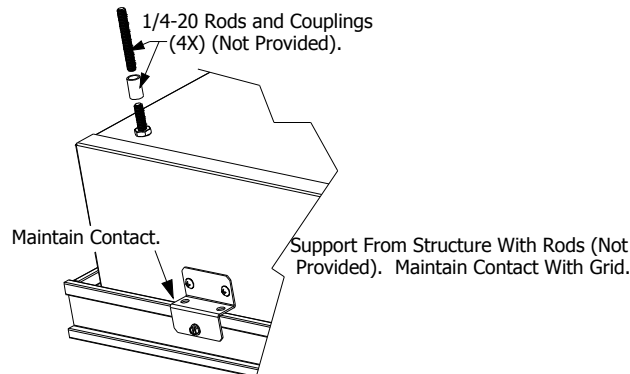
To Begin Installation:

POWER OFF

1



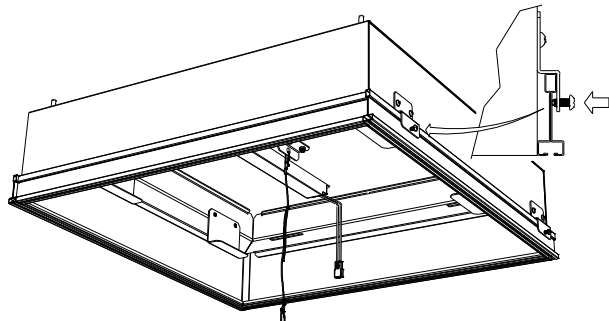
2



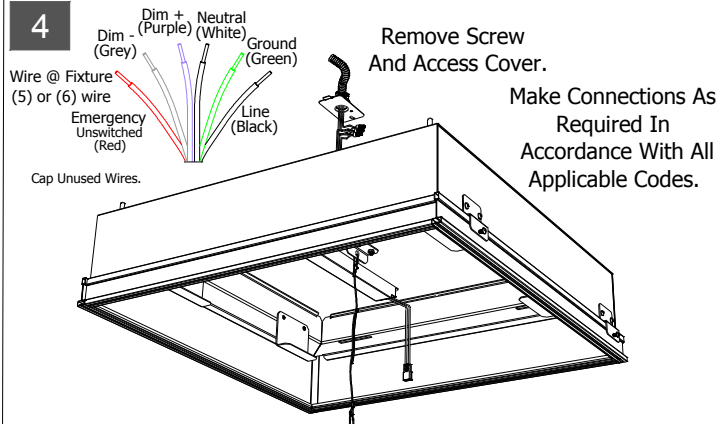
3

Fixture must sit snugly in grid and level with ceiling

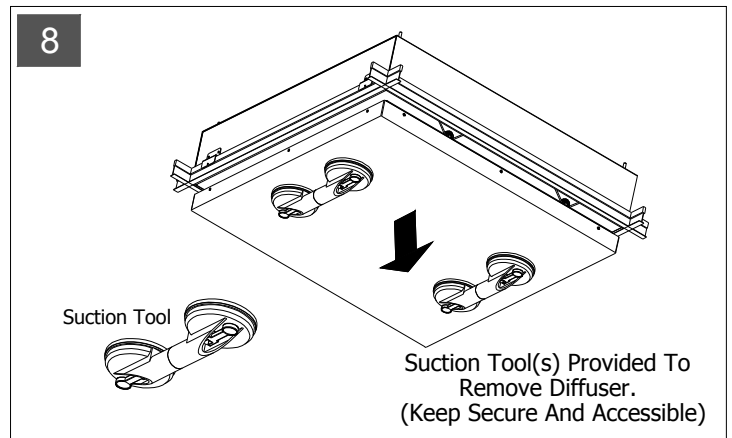
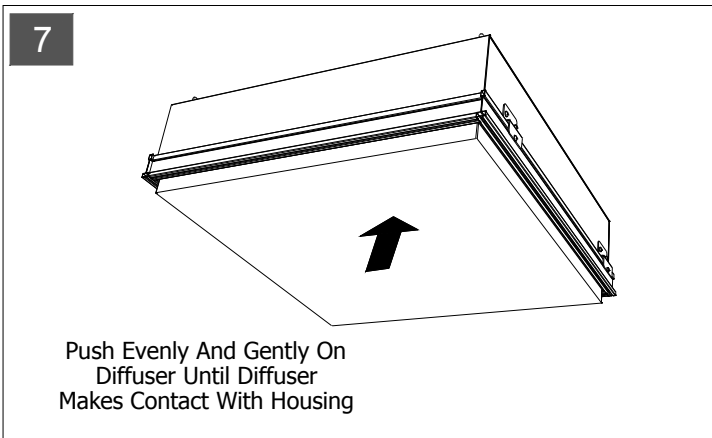
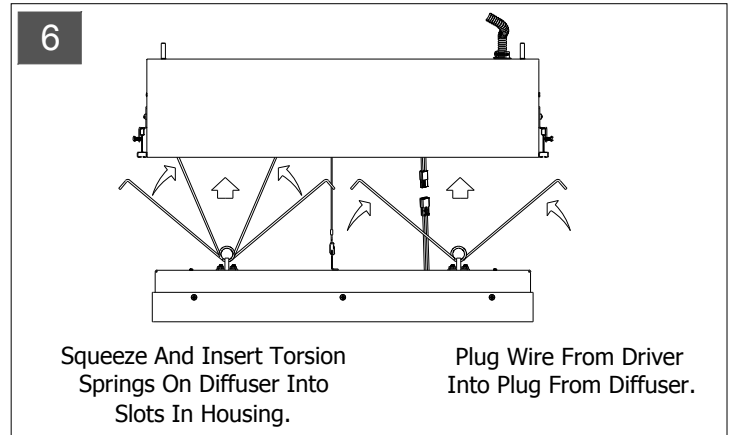
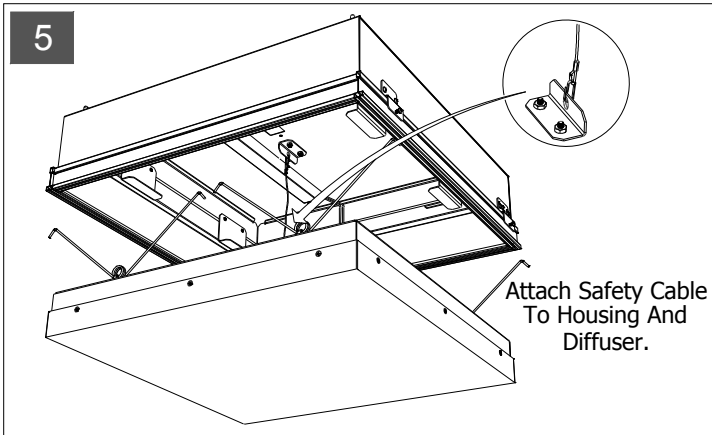
Tighten Grid Clip To Grid.
Do Not Over-Tighten.



4

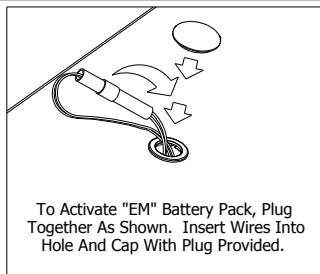
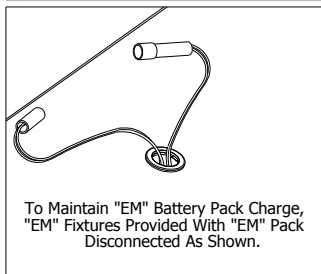


INSTALLATION PROCEDURE (Sheet 2 of 2)



"EM" Battery Pack Activation

POWER OFF



Service Hotline: 1-201-246-8188
Monday through Friday 9:00AM - 5:00PM

Installation and maintenance of the BECCA luminaire may only be performed by qualified and licensed electricians in accordance with all applicable codes and standards.

Picasso Lighting Industries, LLC assumes no responsibility or liability for any unauthorized changes or modifications to the BECCA luminaire.

The BECCA luminaire is not intended for outdoor use.

Picasso Lighting Industries, LLC. shall assume no responsibility or liability for the integrity of the mounting surface and structure as well as the integrity of all components not provided by Picasso Lighting Industries, LLC.

Turn off line voltage and allow luminaire to completely cool before performing any maintenance including routine cleaning of luminaire.

Avoid touching LED light emitting surfaces while installing, replacing or providing maintenance to the luminaire.

Luminous flux and connected electrical load are subject to an initial tolerance of +/- 10%.

Color temperature (k) is subject to a tolerance of +/- 150k from the nominal value.

Any component contained in this luminaire can only be replaced by the manufacturer or an agent thereof.

Keep these **INSTALLATION INSTRUCTIONS** in a secure and readily accessible place for any future maintenance or for reference.

DO NOT DISCARD
PLEASE READ CAREFULLY BEFORE BEGINNING INSTALLATION.