


Nicole Dropped Lens

SURFACE

TYPE
PROJECT

Overview

- Nicole ni-koul the feminine form of Nicolas, originating from the Greek name Nikolaos, whose compound names means victory and the people. Meaning "victory of the people."
- The Nicole Series has been a workhorse in our product line. It can be a general lighting fixture at 500LPF with 8-10 foot spacing in white. In a special finish, you'll have a classic look, with its rounded lens.
- DESIGNER SELECTIONS
- Nicole Series has 1 profile size, three and one sixteenth inches in height, by one and thirteenth sixteenths in width.
- Nicole Series is available in almost any CCT available in the market, we've selected the most popular, but don't let that stop you from asking for something different.
- Nicole Series is available in direct light only. We can also tune in our drivers to specific lumen output, if required.
- Nicole Series is always available for your project's special customization needs. One example is our Custom Design for one of the Urby gymnasiums! (view "Nicole Surface" or "Custom Portfolio" to see photo of Nicole with wire guard)
- Nicole Series qualifies as "Made in America", "American Made" and is part of our ECO sustainable end of life program.
- Our Nicole Series is available in Pendant, Surface and Wall. End caps are also available with no screws...we use magnets. Nicole is also part of our EZ Install / Ship Program, look for EZ Ship in the top search bar.
- For all: ies files, pictures, instructions, rfa files, and warranties....scroll to bottom.



Nicole Dropped Lens

SURFACE

TYPE
PROJECT

Ordering Format

PART NUMBER: NIC-SD

Size	Lumens Direct	CCT Available	CRI Available	Direct Optics
3 = 3 Feet	D3 = 350 LPF	27 = 2700 Kelvins	80 = 80-85 CRI	FR = Frosted White
4 = 4 Feet	D5 = 500 LPF	30 = 3000 Kelvins	90 = 90-95 CRI	
6 = 6 Feet	D7 = 750 LPF	35 = 3500 Kelvins		
8 = 8 Feet	D10 = 1000 LPF	40 = 4000 Kelvins		
CL = Custom Length, add in notes		TW = Tunable White 2700-5000 Kelvins		
Mounting	Driver / Voltage	Fixture Finish	Options	
SM = Surface Mount	ND 1 = Non-Dim Universal 120VAC	W = Standard White	AWN = Lutron Athena Wireless Node (RF only)	
	ND 2 = Non-Dim Universal 277VAC	BK = Standard Black	AWNS = Lutron Athena Wireless Node (with Sensor)	
	ZT 1 = 0-10v dimming 120v dual 1%	SVR = Standard Silver	CA = Custom Angle, add in notes	
	ZT 2 = 0-10v dimming 277v dual 1%	RAL = Enter RAL or Pantone in notes	EPF = End Cap Power Feed 1/2 inch	
	LE1 = Lutron EcoSystem 1% DLC EE CCR / PWM SoftOnFadeToBlack	CW = Standard Wood Finish - see wood PN # enter in notes.	OS = Occupancy Sensor	
	CC = Custom Control - add in notes	SW = Special pattern submitted by designer	PTW = Pull Through Wiring	
	PCD = Phase Cut Dimming 120V	AA = Anodized Aluminum -enter PN in notes section	ME = Magnetic End Caps (screwless)	
			EMD = Emergency Driver - Battery Backup 120-277VAC 3ft. Min.	

NOTES

ORDER NUMBER:

Nicole Dropped Lens

SURFACE

TYPE
PROJECT

Construction & Mounting

HOUSING

Extruded aluminum housings are supplied in nominal lengths of 3 ft., 4 ft., 6 ft., 8 ft. Fixtures may be continuously rowed (contact factory for details). End caps are extruded, milled aluminum and encapsulate ends of lenses to minimize light leaks. Custom sizes are available.

REFLECTOR

Integral powder-coated LED housing with excessive reflectivity for increased lumen output

FINISH

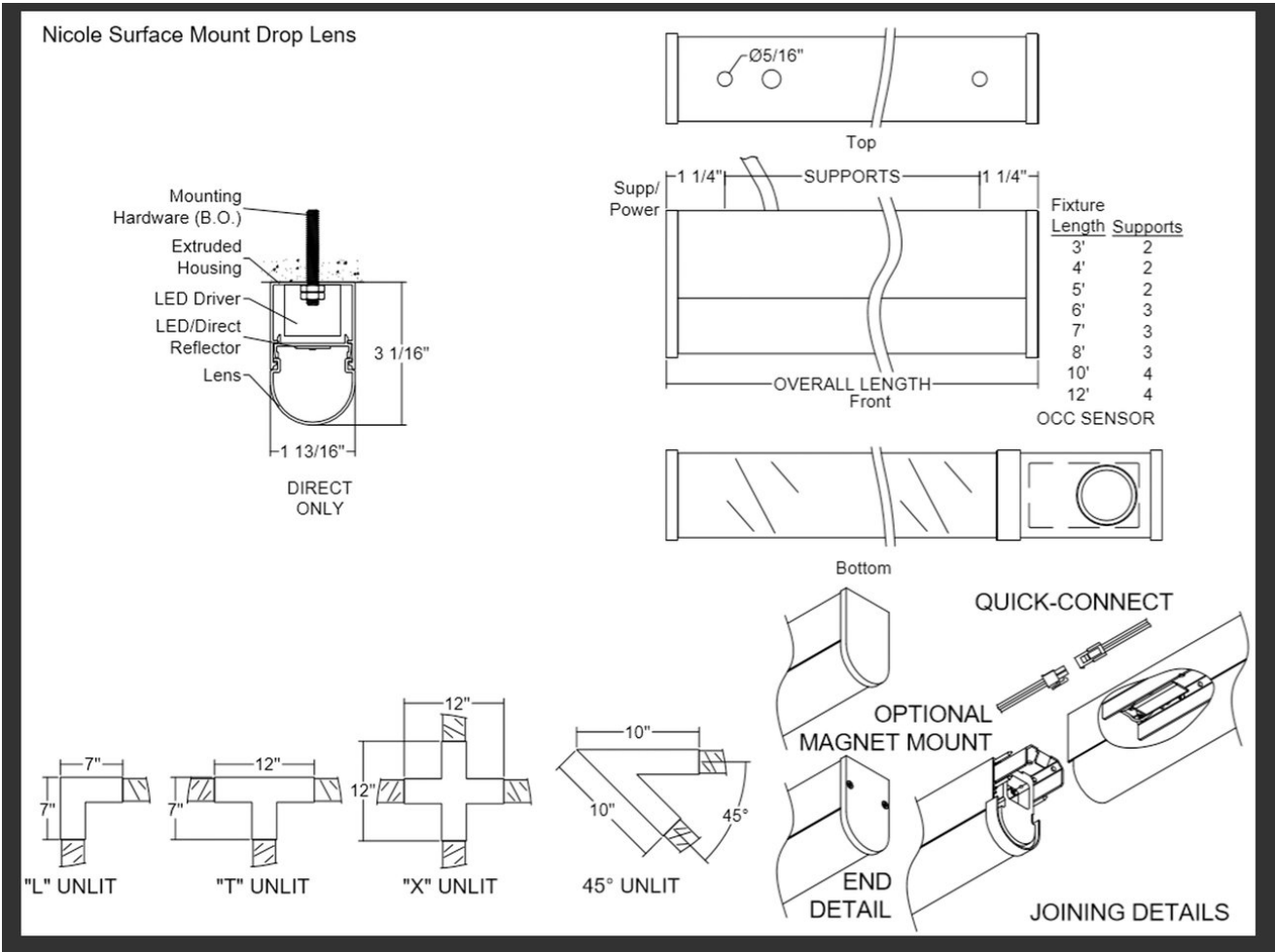
Standard powder-coated colors are white, black and silver. Custom processed wood finishes, aluminum anodized finishes, chrome/gold plating and custom finishes are available as well. We also accept RAL and Pantone numbers for powder-coating color choices.

OPTICS

Extruded round snap-in frosted acrylic lens formulated for LED light sources

MOUNTING

Surface mounted fixtures have pre-drilled holes for 1/4" threaded rod by others. Surface mounted fixtures have 1/2" knockout for power feed.




Nicole Dropped Lens

SURFACE

TYPE

PROJECT

Standard Finishes




White
W

Black
BK

Silver
SVR

Anodized Aluminum

xxxx-B for Aluminum to be Brushed




Anodized Black
AABK

Anodized DK. Bronze
AADB

Anodized LT. Bronze
AALB

Anodized Champagne
AALC

Anodized Clear
AACL



Custom RAL - Custom finishes go to: tiger-coatings.com **Add # in Notes**


Standard Finishes – colors are powder coated and do not add to delivery lead time.

Anodized Aluminum – can be smooth or brushed, color can vary fixture to fixture and adds 2-3 weeks to lead time. Anodized finish is limited in fixture size.

Plated Aluminum – is a mirror finish in chrome and gold and adds 2 weeks to lead time.

Wood Finishes – so realistic, wood finish can add up to 3-4 weeks to lead time.

Plated Aluminum




Antique Brass
APAB

Aged Bronze
APBZ

Polished Chrome
APPC

Polished Gold
APPG

Wood Finishes



Light Bamboo
LW01

Light Pine
LW02

Teak
LW03

Dark Bamboo
LW04

Dark Cherry
LW05

Brushed Chestnut
LW06

Chestnut
DW01

Dark Chestnut
DW02

Cherry
DW03

Dark Mahogany
DW04

Mahogany
DW05

Walnut Pine
DW06

Dark Walnut Oak
DW07

Consult Factory

Electrical / Driver

- Drivers - Our drivers are specifically selected based on fixture application to ensure ultimate reliability and long life. We use only UL recognized brands of LED drivers. Our LED drivers feature HPF (high power factor), universal voltage 110 - 277 VAC and include 0-10V dimming. Please note, 277v has longer distances from power feed to power feed than 120v.
- If required, we can supply premium drivers such as Lutron, Eldoed and others upon request. Advanced control systems compliant drivers such as POE,DALI, DMX, etc. are also available, please consult factory.
- Rated life (90% survivorship) of 50,000 hours at 50° C max. ambient (and 70° C max. case) temperature. At maximum driver load: Efficiency >84%, PF>0.9, THD
- POE - We are working with Molex/Igor POE systems. We can add a POE driver into our fixtures or remote them. Based on the fixture you select, we will notify you (or you can contact the factory) to see if we can install the P-driver or the P-driver needs to be remote. Just add POE1 in the spec and we will advise. Please keep in mind you need to specify a complete POE control system before specifying POE1.
- Our LED drivers feature HPF (high power factor), universal voltage 110 - 277 VAC and include 0-10V dimming.
- Emergency drivers are factory installed as an option, long life, high temperature, recyclable Ni-Cad battery pack with test switch and charge indicator. EMR is minimum of 90 minutes operation to meet code.
- Whip - Six feet long, wiring RHOS/Reach Compliant, 18 gauge, 600v rated, Specify wired to the fixture as an OPTION.

LED Performance

LED Output	CCT Color Temp	Watts	Lumens	Lumens per Watt	CCT Multiplier
Low	3000	2.88 WPF	350 LPF	123 LPW	2700 = .95
Medium	3000	4.15 WPF	500 LPF	121 LPW	3000 = 1
High	3000	6.33 LPW	750 LPF	119 LPW	3500 = 1.01
Very High	3000	8.48 WPF	1000 LPF	119 LPW	4000 = 1.03

- The table above is a quick reference. When calculating loads make sure you add direct and indirect LPW to get total wattage. Please refer to photometric report for detailed information.
- Our light engines are precisely designed for optimal operation of LED assemblies.
- Our standard LED's CCT (correlated color temperature) range is 2700K to 4000K. Other CCT values are available upon request.
- We log LED bin codes for each project we supply to ensure color consistency and keep a record of those projects for future reference.
- CRI offered is 80+, and 90+ Note: on 90+ CRI use .85 multiplier
- Tunable white, warm dim and other special LED colors available.
- Custom Lumens Available
- We design our own printed circuit boards to ensure high luminescence efficiency, low thermal resistance and long-term reliable operation.
- Light engines are easily replaced.
- We use only recognized brand LED's with 3 SDCM (standard deviation color matching) with high color consistency. 2 SDCM available upon request.
- If you require a special LED manufacturer, please contact us. LED chip manufacturers used by Picasso are primarily (but not limited to) Nichia, Cree and Samsung.
- LRP - "LED Reel Program" – LED's for printed circuit boards come on reels' like old 8mm projectors and they're sold in lots just like fabric. At Picasso Lighting, we have a program where we make sure all of your reels come from the same lot for each project. This ensures excellent color consistency in large open spaces.
- LED life is rated at 50,000 hours

Certifications & Warranties

Nicole Dropped Lens

SURFACE

TYPE

PROJECT

- Limited five-year (50,000 hours) warranty on all products.
- I.C. rated fixtures are available upon request.
- Change orders may effect delivery schedule.
- All fixtures are IBEW manufactured and assembled.
- UL and CUL listed for dry and damp locations.
- DLC® is a non-profit organization whose mission is to drive efficient lighting by defining quality, facilitating thought leadership, and delivering tools and resources to the lighting market through open dialogue and collaboration. We are currently getting our products listed with DLC. Products listed, will have DLC Logo.
- Chicago Plenum products are available upon request.
- Picasso Lighting must receive in writing any thought to be defective products discovered, no later than 4 weeks from delivery to; ttoledo@picassoltg.com. Picasso Lighting will send a field technician to the site to evaluate the said defective product. We do accept field repair from licensed electrical contractors but not without a written agreement signed by Picasso Lighting official. Failure to adhere to all warranty and certifications will void any recompense and the warranty.



Note: Picasso lighting industries, LLC reserves the right to make any design changes which will not affect the overall appearance or performance of the product. All ceilings to be adequately reinforced by others. All fixtures to be wired by licensed electrician only. The information contained herein is the sole property of Picasso Lighting Industries, LLC and may not be used without prior written consent of Picasso Lighting Industries, LLC. The 'USGBC member logo' is a trademark owned by the U.S. Green building council and is used by permission. The logo signifies only that Picasso Lighting Industries, LLC is a USGBC member; USGBC does not review, certify, or endorse the products or services offered by its members.