

## Overview

- The aluminum frame, which minimizes light projection at the edge of the sign, comes with a perforated mounting backplate to cover the J-box for a clean looking installation. In addition to white, black, and silver, the sign can be specified in anodized, plated, woodgrain, and custom RAL-matched finishes—flexibility that permits better visual integration into the interior environment.
- Designed with architects, engineers, and lighting designers in mind
- Unique spackle flange creates a clean, European appearance (no 5" canopy cover) in gypsum board
- Acoustic panel grid ceilings can be installed with conduit for clean installation
- All-aluminum extruded housing with high-grade acrylic face
- Removable front cover for easy installation
- Optional 6" or 8" lettering in red or green
- Field-removable arrows, allowing the same sign to indicate right, left, or dual directionality
- Dual Voltage 120v/277v AC with long-life LED illumination
- Easily accessible test switch and charge rate indicator
- UL 924, NEC, OSHA, and NYC approved
- Listed for damp locations
- Developed in collaboration with Gensler serving as product design consultant
- Choice of standard acrylic lens or premium laser cut acrylic lens which provides a more even, sharper illumination.
- North America/Europe US Patent No. 10,867,534
- Made to order in the USA



Frame Out™ Ceiling  
FRAMED EXIT SIGN

TYPE  
PROJECT

Ordering Format

PART NUMBER: FOE-C

Fixture Finish	Mounting Style	Letter Size	LED/Letter Color	Acrylic Style
<b>SW</b> = Special pattern submitted by designer	<b>C</b> = Ceiling	<b>6</b> = 6 inch <b>8</b> = 8 inch	<b>R</b> = Red EXIT / 4 direction arrows included <b>G</b> = Green EXIT / 4 direction arrows included	<b>FC1</b> = Clear - 1 side only <b>FM1</b> = Mylar Mirror - 1 side only <b>FM2</b> = Mylar Mirror - 2 side only
Frame Out Finish	Battery	Voltage		
<b>W</b> = White <b>B</b> = Black <b>SVR</b> = Silver <b>RAL</b> = RAL Custom Color - enter RAL# in notes section <b>PA</b> = Plated Aluminum - enter plated finish in notes <b>CW</b> = Standard Wood Finish - see wood PN # enter in notes. <b>AA</b> = Anodized Aluminum - enter PN in notes section	<b>BB</b> = 4.8 Volt NiCad 90Min./24hr Charge	<b>V12</b> = Dual 120/277 Volt - AC 4 Watts		

NOTES

ORDER NUMBER:

# Frame Out™ Ceiling

## FRAMED EXIT SIGN

TYPE

PROJECT

### Construction & Mounting

#### HOUSING

Housing is constructed of all extruded aluminum. The front cover is removable for easy installation.

#### MOUNTING

To mount in sheetrock, we add a perforated plaster flange to attach to the J-Box for a clean installation. In false ceilings we suggest conduit.

#### LABELING

UL Approved IBEW Union Made


#### OPTICS

The "Frame Out" ceiling incorporates a strip of long-lasting LEDs at the bottom of the housing to illuminate the sign evenly. LEDs are red or green to enhance the red or green exit sign and direction arrows.

#### FINISH

Standard powder-coated colors are white, black and silver. Custom processed wood finishes, aluminum anodized finishes, chrome/gold plating, and custom finishes are available as well. We also accept RAL and Pantone numbers for powder-coating color choices.


#### Standard Finishes




White W      Black BK      Silver SVR

#### Anodized Aluminum

xxxx-B for Aluminum to be Brushed




Anodized Black AABK      Anodized DK. Bronze AADB      Anodized LT. Bronze AALB      Anodized Champagne AALC      Anodized Clear AACL



**Custom RAL** - Custom finishes go to: [tiger-coatings.com](http://tiger-coatings.com) **Add # in Notes**


Standard Finishes – colors are powder coated and do not add to delivery lead time.  
Anodized Aluminum – can be smooth or brushed, color can vary fixture to fixture and adds 2-3 weeks to lead time. Anodized finish is limited in fixture size.  
Plated Aluminum – is a mirror finish in chrome and gold and adds 2 weeks to lead time.  
Wood Finishes – so realistic, wood finish can add up to 3-4 weeks to lead time.

#### Plated Aluminum




Antique Brass APAB      Aged Bronze APBZ      Polished Chrome APPC      Polished Gold APPG


#### Wood Finishes




Light Bamboo LW01      Light Pine LW02



Teak LW03      Dark Bamboo LW04      Dark Cherry LW05      Brushed Chestnut LW06



Chestnut DW01      Dark Chestnut DW02      Cherry DW03      Dark Mahogany DW04



Mahogany DW05      Walnut Pine DW06      Dark Walnut Oak DW07      Consult Factory

Frame Out™ Ceiling

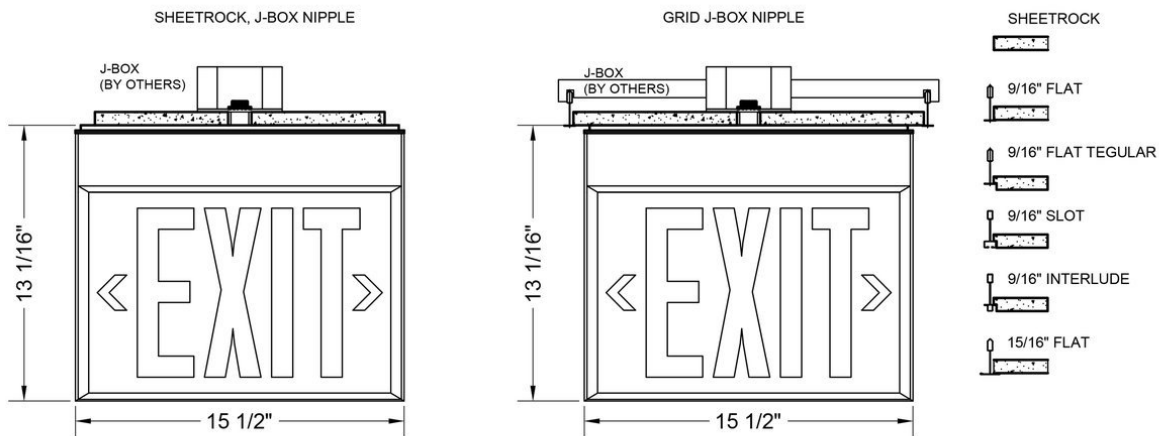



image not found

# Frame Out™ Ceiling

FRAMED EXIT SIGN

TYPE  
PROJECT



## Electrical / Driver

- Drivers - Our drivers are specifically selected based on fixture applications to ensure ultimate reliability and long life. We use only UL recognized brands of LED drivers. Our LED drivers feature HPF (high power factor), universal voltage 110 - 277 VAC.
- UL 924 approved under emergency lighting and power equipment.
- EMR is a minimum of 90 minutes operation to meet code.
- Replace the battery with MYD battery PN AAA300, rated 300mah, 4.8v.
- Our LED drivers feature HPF (high power factor), universal voltage 110 - 277 VAC.
- The emergency battery is a recyclable Ni-Cad battery at 4.8V @ 300ma.
- Test switch and charge indicator.
- Suitable for damp location. Use in 10 celsius (min) to 40 celsius (max) ambient temperature.

## LED Performance

LED Output	CCT Color Temp	Watts	Lumens	Lumens per Watt	CCT Multiplier
Soft	Red	3.72 TW 120v	NA	NA	NA
Soft	Red	3.87 TW 277VAC	NA	NA	NA
Soft	Green	3.72 TW 120v	NA	NA	NA
Soft	Green	3.87 TW 277VAC	NA	NA	NA

- The table above is a quick reference.
- Our light engines are precisely designed for optimal operation of LED assemblies.
- Relamp LEDs with only factory lamp assembly.
- We design our own printed circuit boards to ensure high luminescence efficiency, low thermal resistance and long-term reliable operation.
- Light engines are easily replaced.

## Certifications & Warranties

- Limited five-year (50,000 hours) warranty on all products. Limited ten-year (100,000 hours) warranty on all Lutron drivers.
- DLC listed products will have DLC Logo.
- Chicago Plenum and IC products are available upon request.
- Warranty does not cover damage caused by transport, damage caused by using the fixture in an area it is not UL rated for, damage caused by negligence, lack of maintenance, attempts to repair by unqualified or unauthorized personnel, by using non-original accessories/parts, fixtures installed in systems without power surge protection.
- UL and CUL listed for dry and damp locations.
- IBEW USA Union All fixtures are IBEW manufactured and assembled in the USA.
- We manufacture based on approved spec sheets and submittals signed by professionals responsible. Change orders must be in writing and will delay delivery.
- Picasso Lighting must receive in writing any thought to be defective products discovered, no later than 4 weeks from delivery to; [ttoledo@picassoltg.com](mailto:ttoledo@picassoltg.com). Picasso Lighting will send a field technician to the site to evaluate the said defective product. We do accept field repair from licensed electrical contractors but not without a written agreement signed by Picasso Lighting official. Failure to adhere to all warranty and certifications will void any recompense and the warranty.



Note: Picasso lighting industries, LLC reserves the right to make any design changes which will not affect the overall appearance or performance of the product. All ceilings to be adequately reinforced by others. All fixtures to be wired by licensed electrician only. The information contained herein is the sole property of Picasso Lighting Industries, LLC and may not be used without prior written consent of Picasso Lighting Industries, LLC. The 'USGBC member logo' is a trademark owned by the U.S. Green building council and is used by permission. The logo signifies only that Picasso Lighting Industries, LLC is a USGBC member; USGBC does not review, certify, or endorse the products or services offered by its members.