

Vario Downlite Triangle


LINEAR PATTERNS

TYPE

PROJECT

Overview

- "Vario Downlight Triangle" is perfect for any accent lighting application. Great to fill an empty space with this larger profile.
- Aesthetically pleasing design, no visible screws. Available with open trough as well.
- One-piece extruded aluminum housing with integral drivers.
- Direct lighting using linear only, or a combination of both is available as well.
- Continuous row mounting is standard. L's, T's, X's are welded, sanded, and powder coated for a clean seamless appearance.
- Can also be specified as surface ceiling or trimless in sheetrock.
- Various patterns available - see shapes, structures
- Standard color white, black. Custom wood, anodizing, RAL/Pantone# are available too.
- Made in the USA, UL approved and IBEW Union manufactured.



Vario Downlite Triangle

LINEAR PATTERNS

TYPE

PROJECT

Ordering Format

PART NUMBER: VART-PQ

Size	Lumens Direct	CCT Available	CRI Available	Direct Optics
4T = 4X4X4 Feet/9 Downlights 6T = 6X6X6 Feet/12 Downlights 8T = 8X8X8 Feet/18 Downlights CL = Custom Length, add in notes	Q132 = Downlight 1350 Lumens 20 Degree Q123 = Downlight 1250 Lumens 30Degree	27 = 2700 Kelvins 30 = 3000 Kelvins 35 = 3500 Kelvins 40 = 4000 Kelvins TW = Tunable White 2700-5000 Kelvins Linear Only	80 = 80-85 CRI 90 = 90-95 CRI	SR = Specular Reflector
Mounting	Driver / Voltage	Fixture Finish	Canopy/Power Cord Color	Options
AC1R = Round 5in Canopy JBox - 5in Support AC1S = Square 5in Canopy JBox - 5in Support ACD1R = Round 5in Canopy JBox - 2in Support Slot Grid ACD1S = Square 5in Canopy JBox - 2in Support Slot Grid ACD2R = Round 5in Canopy JBox - 2in Support T Grid ACD2S = Square 5in Canopy JBox - 2in Support T Grid ACUR = Round 5in Canopy JBox - .5in Support Unistrut ACUS = Square 5in Canopy JBox - .5in Support Unistrut ACRR = Round 5in Canopy JBox - 2in Support 1/4 Rod ACRS = Square 5in Canopy JBox - 2in Support 1/4 Rod	ND 1 = Non-Dim Universal 120VAC ND 2 = Non-Dim Universal 277VAC ZT 1 = 0-10v dimming 120v dual 1% ZT 2 = 0-10v dimming 277v dual 1% CC = Custom Control - add in notes LE 1 = Lutron EcoSystem 1% DLC EE CCR / PWM SoftOnFadeToBlack	W = Standard White BK = Standard Black SVR = Standard Silver RAL = Enter RAL # in notes section PA = Plated Aluminum-enter plated finish in notes CW = Custom Wood Finish - see wood PN # enter in notes. AA = Anodized Aluminum -enter PN in notes section	CWPW = Canopy White/Power Cord White CWPB = Canopy White/Power Cord Black CBPB = Canopy Black/Power Cord Black CBPW = Canopy Black/Power Cord White	OS = Occupancy Sensor EMD = Emergency Driver - Battery Backup 120-277VAC 2C = 2 circuit wiring Direct /Indirect IW = Inverter Wiring CA = Custom Angle, add in notes

NOTES

ORDER NUMBER:

Vario Downlite Triangle

LINEAR PATTERNS

TYPE

PROJECT

Construction & Mounting

HOUSING

Extruded aluminum housings are supplied in nominal lengths of 4 ft., 6 ft., 8 ft. Fixtures may be continuously rowed (contact factory for details). Internal components are constructed from min. 20-gauge die-formed steel. Easy access to driver and LED boards. We can supply many variations of liner, linear with downlights or downlight only. End caps are extruded aluminum. Custom sizes are available.

REFLECTOR

Integral powder-coated LED housing. Downlight has open specular reflector.

FINISH

Standard powder-coated colors are white, black and silver. Custom processed wood finishes, aluminum anodized finishes, chrome/gold plating and custom finishes are available as well. We also accept RAL and Pantone numbers for powder-coating color choices.

OPTICS

Downlight available in various beam spreads.

MOUNTING

Cable mounting with various size canopies and power feeds. If not selected in options, canopy color and cord will be white. Cable uses gripper style locking for field adjustments. Canopy mounts to standard J-box. See options for more information.




Vario Downlite Triangle

LINEAR PATTERNS

TYPE

PROJECT

Standard Finishes




White
W

Black
BK

Silver
SVR

Anodized Aluminum

xxxx-B for Aluminum to be Brushed




Anodized Black
AABK

Anodized DK. Bronze
AADB

Anodized LT. Bronze
AALB

Anodized Champagne
AALC

Anodized Clear
AACL



Custom RAL - Custom finishes go to: tiger-coatings.com **Add # in Notes**


Standard Finishes – colors are powder coated and do not add to delivery lead time.

Anodized Aluminum – can be smooth or brushed, color can vary fixture to fixture and adds 2-3 weeks to lead time. Anodized finish is limited in fixture size.

Plated Aluminum – is a mirror finish in chrome and gold and adds 2 weeks to lead time.

Wood Finishes – so realistic, wood finish can add up to 3-4 weeks to lead time.

Plated Aluminum




Antique Brass
APAB

Aged Bronze
APBZ

Polished Chrome
APPC

Polished Gold
APPG

Wood Finishes



Light Bamboo
LW01

Light Pine
LW02

Teak
LW03

Dark Bamboo
LW04

Dark Cherry
LW05

Brushed Chestnut
LW06

Chestnut
DW01

Dark Chestnut
DW02

Cherry
DW03

Dark Mahogany
DW04

Mahogany
DW05

Walnut Pine
DW06

Dark Walnut Oak
DW07

Consult Factory

Electrical / Driver

- Drivers - Our drivers are specifically selected based on fixture application to ensure ultimate reliability and long life. We use only UL recognized brands of LED drivers. Our LED drivers feature HPF (high power factor), universal voltage 110 - 277 VAC and include 0-10V dimming. Please note, 277v has longer distances from power feed to power feed than 120v.
- If required, we can supply premium drivers such as Lutron, Eldoed and others upon request. Advanced control systems compliant drivers such as POE, DALI, DMX, etc. are also available, please consult factory.
- Rated life (90% survivorship) of 50,000 hours at 50° C max. ambient (and 70° C max. case) temperature. At maximum driver load: Efficiency >84%, PF>0.9, THD
- Our LED drivers feature HPF (high power factor), universal voltage 110 - 277 VAC and include 0-10V dimming.
- Emergency drivers are factory installed as an option, long life, high temperature, recyclable Ni-Cad battery pack with test switch and charge indicator. EMR is minimum of 90 minutes operation to meet code.
- POE - We are working with Molex/Igor POE systems. We can add a POE driver into our fixtures or remote them. Based on the fixture you select, we will notify you (or you can contact the factory) to see if we can install the P-driver or the P-driver needs to be remote. Just add POE1 in the spec and we will advise. Please keep in mind you need to specify a complete POE control system before specifying POE1.

LED Performance

LED Output	CCT Color Temp	Watts	Lumens	Lumens per Watt	CCT Multiplier
Medium 20d	3000	12.71 TW	1360 TL	107	2700=.95
Medium 30d	3000	12.71 TW	1250 TL	107	3000 = 1

- The table above is a quick reference. When calculating loads make sure you add direct and indirect LPW to get total wattage. Please refer to photometric report for detailed information.
- Our light engines are precisely designed for optimal operation of LED assemblies.
- Our standard LED's CCT (correlated color temperature) range is 2700K to 4000K. Other CCT values are available upon request.
- We log LED bin codes for each project we supply to ensure color consistency and keep a record of those projects for future reference.
- LED life is rated at 50,000 hours
- Custom Lumens Available
- We design our own printed circuit boards to ensure high luminescence efficiency, low thermal resistance and long-term reliable operation.
- Light engines are easily replaced.
- We use only recognized brand LED's with 3 SDCM (standard deviation color matching) with high color consistency. 2 SDCM available upon request.
- CRI offered is 80+, and 90+ Note: on 90+ CRI use .85 multiplier
- Tunable white, warm dim and other special LED colors available.

Certifications & Warranties

- Limited five-year (50,000 hours) warranty on all products. Limited ten-year (100,000 hours) warranty on all Lutron drivers.
- DLC listed products will have DLC Logo.
- Chicago Plenum and IC products are available upon request.
- Warranty does not cover damage caused by transport, damage caused by using the fixture in an area it is not UL rated for, damage caused by negligence, lack of maintenance, attempts to repair by unqualified or unauthorized personnel, by using non-original accessories/parts, fixtures installed in systems without power surge protection.
- UL and CUL listed for dry and damp locations.
- IBEW USA Union All fixtures are IBEW manufactured and assembled in the USA.
- We manufacture based on approved spec sheets and submittals signed by professionals responsible. Change orders must be in writing and will delay delivery.
- Picasso Lighting must receive in writing any thought to be defective products discovered, no later than 4 weeks from delivery to; ttoledo@picassoltg.com. Picasso Lighting will send a field technician to the site to evaluate the said defective product. We do accept field repair from licensed electrical contractors but not without a written agreement signed by Picasso Lighting official. Failure to adhere to all warranty and certifications will void any recompense and the warranty.



Note: Picasso lighting industries, LLC reserves the right to make any design changes which will not affect the overall appearance or performance of the product. All ceilings to be adequately reinforced by others. All fixtures to be wired by licensed electrician only. The information contained herein is the sole property of Picasso Lighting Industries, LLC and may not be used without prior written consent of Picasso Lighting Industries, LLC. The 'USGBC member logo' is a trademark owned by the U.S. Green building council and is used by permission. The logo signifies only that Picasso Lighting Industries, LLC is a USGBC member; USGBC does not review, certify, or endorse the products or services offered by its members.