


Overview

- anello /a-nèl-lo/ sostantivo maschile 1.Cerchietto d'oro o d'argento o d'altro metallo. Translation: Circle or ring of gold or silver or other metal.
- Anello Series ultimately showcases and accentuates certain design elements to foster, establish or emphasize a designers need to enhance a building's aesthetic, history and purpose by lighting a space with Anello! It is the intersection of art (architecture), design and technology.
- DESIGNER SELECTIONS
- Anello Series has 2 profile sizes. Anello 2.5 and Anello Canopy is a two and one half inch width and height of three and three quarter inches (lower LPF). Anello 3 is three inches in width and three and three quarters of an inch in height (higher LPF).
- Anello Series can be pendant mounted, surface mounted and recessed. Glance under appropriate categories IE; surface, recessed, pendent.
- Anello Series sizes are variable with Anello 2 and Anello 3, largest to date is 27 feet. Anello Canopy is limited to 5 feet diameter because of weight.
- Anello Series has multiple choices for canopies and colors, just scroll down for your choices.
- Anello Series is available in almost any CCT available in the market, we've selected the most popular , but don't let that stop you from asking for something different.
- Anello Series qualifies as "Made in America" and is part of our ECO sustainable end of life program.
- For all: ies files, pictures, instructions, rfa files, and warranties...scroll to bottom. Note; ies file must added in one foot increments.
- Please be advised that our Anello Series is available in Pendant, Recessed and Surface.
- Noise Reduction: An NRC rating of 0.45-0.9, almost 20 times that of a standard drywall.
- Fire Safety: Class A fire rating per ASTM E84, so there's no limit to where it can be used architecturally.



Anello Acoustic

PENDANT ACOUSTIC

TYPE
PROJECT

Ordering Format

PART NUMBER: ACA 3-PR

Size	Lumens Direct	Lumens Indirect	CCT Available	CRI Available
3 = 3 Feet	D3 = 350 Lumens	I3 = 350 Lumens	27 = 2700 Kelvins	80 = 80-85 CRI
4 = 4 Feet	D5 = 500 Lumens	I5 = 500 Lumens	30 = 3000 Kelvins	90 = 90-95 CRI
5 = 5 Feet	D7 = 750 Lumens	I7 = 750 Lumens	35 = 3500 Kelvins	
6 = 6 Feet	D10 = 1000 Lumens	I10 = 1000 Lumens	40 = 4000 Kelvins	
CL = Custom Size, add in notes		NN = Not Needed	TW = Tunable White 2700-5000 Kelvins	
Direct Optics	Mounting	Driver / Voltage	Fixture Finish	Acoustic Color
OW = Opal White OW/MC = D-Opal White I-Matte Clear	AC1R = Round 5in Canopy JBox - 5in Support AC1S = Square 5in Canopy JBox - 5in Support ACD1R = Round 5in Canopy JBox - 2in Support Slot Grid ACD1S = Square 5in Canopy JBox - 2in Support Slot Grid ACD2R = Round 5in Canopy JBox - 2in Support T Grid ACD2S = Square 5in Canopy JBox - 2in Support T Grid ACUR = Round 5in Canopy JBox - .5in Support Unistrut ACUS = Square 5in Canopy JBox - .5in Support Unistrut ACRR = Round 5in Canopy JBox - 2in Support 1/4 Rod ACRS = Square 5in Canopy JBox - 2in Support 1/4 Rod	ND 1 = Non-Dim Universal 120VAC ND 2 = Non-Dim Universal 277VAC ZT 1 = 0-10dimming 120v 1%v ZT 2 = 0-10v dimming 277v 1% LE1 = Lutron EcoSystem 1% DLC EE CCR / PWM SoftOnFadeToBlack CC = Custom Control - add in notes	W = Standard White BK = Standard Black SVR = Standard Silver RAL = Enter RAL# or Pantone# in notes PA = Plated Aluminum-enter plated finish in notes CW = Standard Wood Finish - see wood PN # enter in notes. SW = Special pattern submitted by designer AA = Anodized Aluminum -enter PN in notes section	AM1 = Frost AM2 = Chambray AM3 = Smoke AM4 = Pewter AM5 = Slate AM6 = Tar AM7 = Ecru AM8 = Bark AM9 = Linen AM10 = Sunshine AM11 = Mandarin AM12 = Grass AM13 = Ochre AM14 = Sky AM15 = Cobalt AM16 = Ivory AM17 = Cadet AM18 = Eucalyptus AM19 = Fossil AM20 = Greige AM = Ironbark AM22 = Malachite AM23 = Merbau AM24 = Spotted Gum
Canopy/Power Cord Color	Options			
CWPW = Canopy White/Power Cord White	AWN = Lutron Athena Wireless Node (RF only)			
CWPB = Canopy White/Power Cord Black	AWNS = Lutron Athena Wireless Node (with Sensor)			
CBPB = Canopy Black/Power Cord Black	2C = 2 circuit wiring for direct indirect			
CBPW = Canopy Black/Power Cord White	IW = Inverter Wiring			
	OS = Occupancy Sensor			
	EMD = Emergency Driver - Battery Backup			

Anello Acoustic

PENDANT ACOUSTIC

TYPE
PROJECT

	120-277VAC
--	------------

NOTES

--

ORDER NUMBER:

Anello Acoustic

PENDANT ACOUSTIC

TYPE

PROJECT

Construction & Mounting

HOUSING

Extruded aluminum rings are supplied in our standard nominal sizes of 3 ft., 4 ft., 5 ft., and 6 ft.. Custom sizes are also available. Each ring can be shipped containing from 2-4 sections that are locked together with ring clamps for perfect joint connection. Easy access to driver and LED boards.

REFLECTOR

Integral powder-coated LED housing with excessive reflectivity for increased lumen output

FINISH

Standard powder-coated colors are white, black and silver. Custom processed wood finishes, aluminum anodized finishes, chrome/gold plating and custom finishes are available as well. We also accept RAL and Pantone numbers for powder-coating color choices.

OPTICS

Slightly regressed, lay-in acrylic lens formulated for LED light sources. Lift and shift lens.

MOUNTING

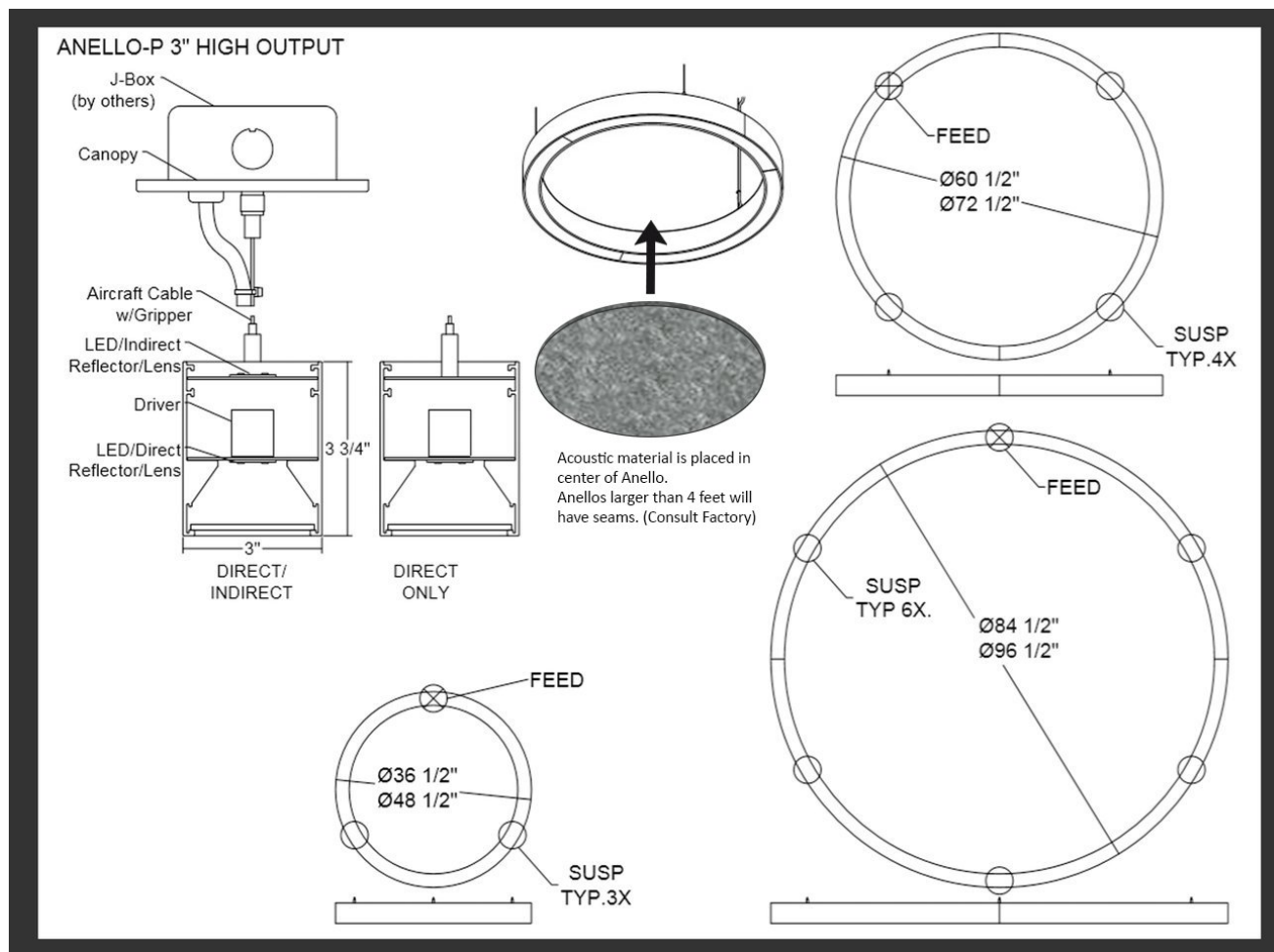
Cable mounting with various size canopies and power feeds. If not selected in options, canopy color and cord will be white. Cable uses gripper style locking for field adjustments 48" standard. Canopy mounts to standard J-box. Can also be stem mounted. See options for more information.



Anello Acoustic

PENDANT ACOUSTIC

TYPE
PROJECT




Anello Acoustic

PENDANT ACOUSTIC

TYPE

PROJECT


Standard Finishes



White W Black BK Silver SVR


Anodized Aluminum

xxxx-B for Aluminum to be Brushed




Anodized Black AABK Anodized DK. Bronze AADB Anodized LT. Bronze AALB Anodized Champagne AALC Anodized Clear AACL

Plated Aluminum



Antique Brass APAB Aged Bronze APBZ Polished Chrome APPC Polished Gold APPG

Wood Finishes



Light Bamboo LW01 Light Pine LW02

Teak LW03 Dark Bamboo LW04 Dark Cherry LW05 Brushed Chestnut LW06

Chestnut DW01 Dark Chestnut DW02 Cherry DW03 Dark Mahogany DW04

Mahogany DW05 Walnut Pine DW06 Dark Walnut Oak DW07 Consult Factory

Custom RAL - Custom finishes go to: tiger-coatings.com **Add # in Notes**

Standard Finishes – colors are powder coated and do not add to delivery lead time.
 Anodized Aluminum – can be smooth or brushed, color can vary fixture to fixture and adds 2-3 weeks to lead time. Anodized finish is limited in fixture size.
 Plated Aluminum – is a mirror finish in chrome and gold and adds 2 weeks to lead time.
 Wood Finishes – so realistic, wood finish can add up to 3-4 weeks to lead time.

Anello Acoustic

PENDANT ACOUSTIC

TYPE
PROJECT



BARK



CADET



CHAMBRAY



COBALT



ECRU



EUCALYPTUS



FOSSIL



FROST



GRASS



GREIGE



IRONBARK



IVORY



LINEN



MALACHITE



MANDARIN



MERBAU



OCHRE



PEWTER



SKY



SLATE



SMOKE



SPOTTED GUM



SUNSHINE



TAR

Electrical / Driver

- Drivers - Our drivers are specifically selected based on fixture application to ensure ultimate reliability and long life. We use only UL recognized brands of LED drivers. Our LED drivers feature HPF (high power factor), universal voltage 110 - 277 VAC and include 0-10V dimming. Please note, 277v has longer distances from power feed to power feed then 120v.
- If required, we can supply premium drivers such as Lutron, Eldoled and others upon request. Advanced control systems compliant drivers such as POE, DALI, DMX, etc. are also available, please consult factory.
- Rated life (90% survivorship) of 50,000 hours at 50° C max. ambient (and 70° C max. case) temperature. At maximum driver load: Efficiency >84%, PF>0.9, THD
- Our LED drivers feature HPF (high power factor), universal voltage 110 - 277 VAC and include 0-10V dimming.
- Emergency drivers are factory installed as an option, long life, high temperature, recyclable Ni-Cad battery pack with test switch and charge indicator. EMR is minimum of 90 minutes operation to meet code.
- POE - We are working with Molex/Igor POE systems. We can add a POE driver into our fixtures or remote them. Based on the fixture you select, we will notify you (or you can contact the factory) to see if we can install the P-driver or the P-driver needs to be remote. Just add POE1 in the spec and we will advise. Please keep in mind you need to specify a complete POE control system before specifying POE1.

LED Performance

LED Output	CCT Color Temp	Watts	Lumens	Lumens per Watt	CCT Multiplier
Low	3000	4.3 WPF Direct (3.4 WPF Indirect)	350 LPF	81	2700 = .95
Medium	3000	6.02 WPF Direct (4.8 WPF Indirect)	500 LPF	82	3000 = 1
High	3000	9 WPF Direct (7.3WPF Indirect)	750 LPF	83	3500 = 1.01
Very High	3000	12.7 WPF Direct (9.7 WPF Indirect)	1000 LPF	79	4000= 1.03

- The table above is a quick reference. When calculating loads make sure you add direct and indirect LPW to get total wattage. Please refer to photometric report for detailed information.
- Our light engines are precisely designed for optimal operation of LED assemblies.
- Our standard LED's CCT (correlated color temperature) range is 2700K to 4000K. Other CCT values are available upon request.
- We log LED bin codes for each project we supply to ensure color consistency and keep a record of those projects for future reference.
- CRI offered is 80+, and 90+ Note: on 90+ CRI use .85 multiplier
- Tunable white, warm dim and other special LED colors available.
- Custom Lumens Available
- We design our own printed circuit boards to ensure high luminescence efficiency, low thermal resistance and long-term reliable operation.
- Light engines are easily replaced.
- We use only recognized brand LED's with 3 SDCM (standard deviation color matching) with high color consistency. 2 SDCM available upon request.
- If you require a special LED manufacturer, please contact us. LED chip manufacturers used by Picasso are primarily (but not limited to) Nichia, Cree and Samsung.
- LRP - "LED Reel Program" – LED's for printed circuit boards come on reels' like old 8mm projectors and they're sold in lots just like fabric. At Picasso Lighting, we have a program where we make sure all of your reels come from the same lot for each project. This ensures excellent color consistency in large open spaces.
- LED life is rated at 50,000 hours

Certifications & Warranties

- Limited five-year (50,000 hours) warranty on all products. Limited ten-year (100,000 hours) warranty on all Lutron drivers.
- I.C. rated fixtures are available upon request.
- Chicago Plenum and IC products are available upon request.
- Warranty does not cover damage caused by transport, damage caused by using the fixture in an area it is not UL rated for, damage caused by negligence, lack of maintenance, attempts to repair by unqualified or unauthorized personnel, by using non-original accessories/parts, fixtures installed in systems without power surge protection.
- UL and CUL listed for dry and damp locations.
- IBEW USA Union All fixtures are IBEW manufactured and assembled in the USA.
- We manufacture based on approved spec sheets and submittals signed by professionals responsible. Change orders must be in writing and will delay delivery.
- Picasso Lighting must receive in writing any thought to be defective products discovered, no later than 4 weeks from delivery to; ttoledo@picassoltg.com. Picasso Lighting will send a field technician to the site to evaluate the said defective product. We do accept field repair from licensed electrical contractors but not without a written agreement signed by Picasso Lighting official. Failure to adhere to all warranty and certifications will void any recompense and the warranty.



Anello Acoustic

PENDANT ACOUSTIC

TYPE

PROJECT

Note: Picasso lighting industries, LLC reserves the right to make any design changes which will not affect the overall appearance or performance of the product. All ceilings to be adequately reinforced by others. All fixtures to be wired by licensed electrician only. The information contained herein is the sole property of Picasso Lighting Industries, LLC and may not be used without prior written consent of Picasso Lighting Industries, LLC. The 'USGBC member logo' is a trademark owned by the U.S. Green building council and is used by permission. The logo signifies only that Picasso Lighting Industries, LLC is a USGBC member; USGBC does not review, certify, or endorse the products or services offered by its members.