

Catalina (Remote Driver)

TOOLS & COVE, TASK , OTHERS

TYPE
PROJECT

Overview

- Catalina /ka tuh lee nuh/ girl's name of Greek origin, meaning "pure"
- Catalina is a product you can design coves and task lighting by using our very low profile modular sections that create a smooth even illumination using LED boards and not tape.
- DESIGNER SELECTIONS
- Catalina Series has 1 profile size and 6 standard lengths. Thirteen and thirty-two inches in height (just over three eights) and one and one eighth in width. Modular lengths are four, eight, twelve, twenty four, forty eight and ninety-six inches.
- Catalina Series information we need are dimensions of task, cove or space you're looking to illuminate.
- We calculate remote drivers needed based on your LPF requirements. We can also tune in our drivers to specific lumen output if required.
- Catalina Series is available in almost any CCT available in the market, we've selected the most popular, but don't let that stop you from asking for something different.
- Catalina Series is always available for your projects special customization needs, just contact your local agent.
- Catalina Series qualifies as "Made in America" and is part of our ECO sustainable end of life program.
- For all: ies files, pictures, instructions, rfa files, and warranties....scroll to bottom.



Catalina (Remote Driver)

TOOLS & COVE, TASK , OTHERS

TYPE
PROJECT

Ordering Format

PART NUMBER: CAT-CF

Size	Lumens Direct	CCT Available	CRI Available	Direct Optics
M 4 = 4 Inches	D 2 = 250 LPF	2 7 = 2700 Kelvins	8 0 = 80-85 CRI	MC = Matte Clear
M 8 = 8 Inches	D 3 = 350 LPF	3 0 = 3000 Kelvins	9 0 = 90-95 CRI	FL = Frosted Lens for specular surfaces (reduce output by 25%)
M 12 = 12 Inches	D 5 = 500 LPF	3 5 = 3500 Kelvins		
M 24 = 24 Inches		4 0 = 4000 Kelvins		
M 48 = 47.8 Inches		TW = Tunable White 2700-5000 Kelvins		
M 96 = 95.6 Inches				
CL = Custom Length, add in notes				
VL = Various lengths add in Notes				
Mounting	Driver / Voltage	Fixture Finish	Options	
SM = Surface Mount Fixed	RND 1 = Remote Non-Dim Universal 120VAC	A = Standard Aluminum	AWN = Lutron Athena Wireless Node (RF only)	
SMA = Surface Mount Adjustable	RND 2 = Remote Non-Dim Universal 277VAC		AWNS = Lutron Athena Wireless Node (with Sensor)	
	RZT 1 = Remote 0-10v dimming 120v dual 1%		REMD = Remote Emergency Driver - Battery Backup 120-277VAC	
	RZT 2 = Remote 0-10v dimming 277v dual 1%		CW = Wire to curve M4 in a radius	
	RLE1 = Remote Lutron EcoSystem 1% DLC EE CCR / PWM SoftOnFadeToBlack			
	CC = Custom Control - Add in notes			

NOTES

ORDER NUMBER:

Catalina (Remote Driver)

TOOLS & COVE, TASK , OTHERS

TYPE
PROJECT

Construction & Mounting

HOUSING

Low profile extruded aluminum housing supports LED printed circuit boards. Mounting clips included. Driver is remote. Lengths are connected by large bi-pins male/female.

REFLECTOR

Integral powder-coated LED housing with excessive reflectivity for increased lumen output

FINISH

Brushed aluminum

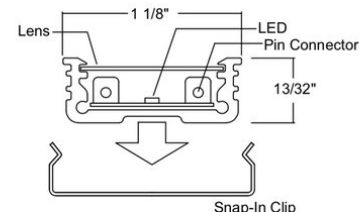
OPTICS

Clear lens, frosted available.

MOUNTING

Mounting Clips supplied, non adjustable.

CATALINA Modular Cove



4.00" CAT

8.00" CAT

12.00" CAT


24.00" CAT

47.80" CAT

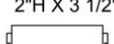
95.60" CAT

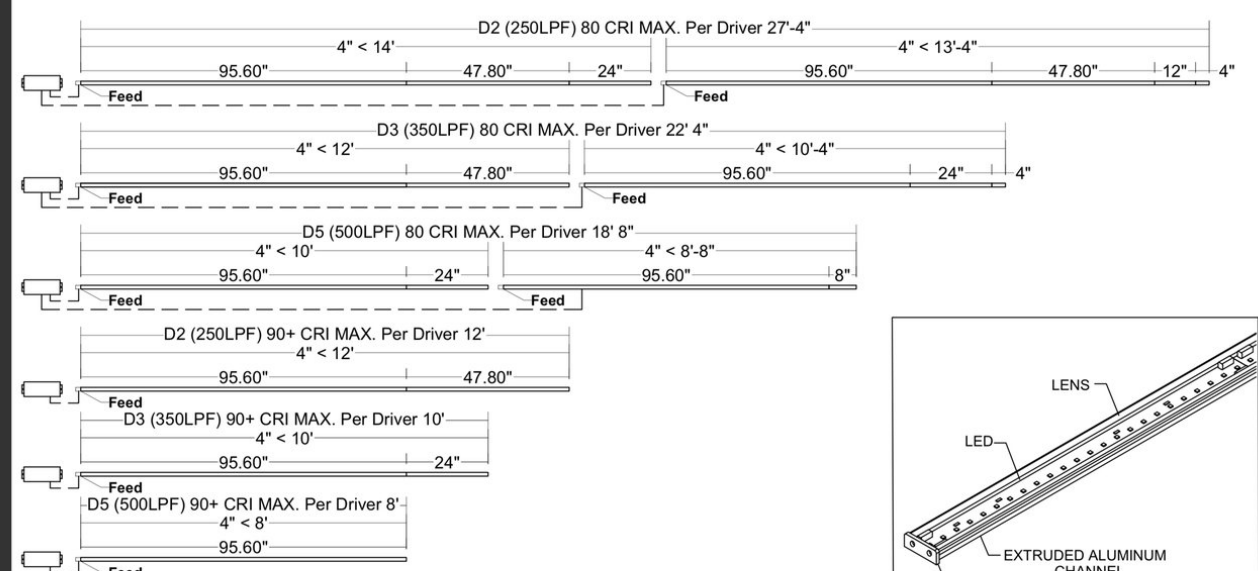
COMPONENTS

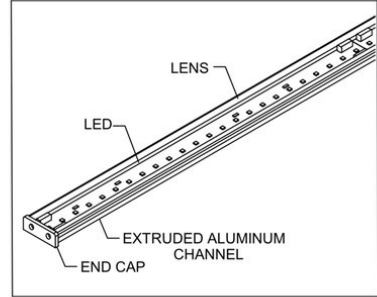
REMOTE 100W DRIVER BOX
2"H X 4 3/8"W X 10 5/8"L



REMOTE 60W DRIVER BOX
2"H X 3 1/2"W X 10 5/8"L







Electrical / Driver

- Drivers - Our drivers are specifically selected based on fixture application to ensure ultimate reliability and long life. We use only UL recognized brands of LED drivers. Our LED drivers feature HPF (high power factor), universal voltage 110 - 277 VAC and include 0-10V dimming. Please note, 277v has longer distances from power feed to power feed then 120v.
- If required, we can supply premium drivers such as Lutron, Eldoled and others upon request. Advanced control systems compliant drivers such as POE,DALI, DMX, etc. are also available, please consult factory.
- Rated life (90% survivorship) of 50,000 hours at 50° C max. ambient (and 70° C max. case) temperature. At maximum driver load: Efficiency >84%, PF>0.9, THD
- POE - We are working with Molex/Igor POE systems. We can add a POE driver into our fixtures or remote them. Based on the fixture you select, we will notify you (or you can contact the factory) to see if we can install the P-driver or the P-driver needs to be remote. Just add POE1 in the spec and we will advise. Please keep in mind you need to specify a complete POE control system before specifying POE1.
- Our LED drivers feature HPF (high power factor), universal voltage 110 - 277 VAC and include 0-10V dimming.
- Emergency drivers are factory installed as an option, long life, high temperature, recyclable Ni-Cad battery pack with test switch and charge indicator. EMR is minimum of 90 minutes operation to meet code.
- Whip - Six feet long, wiring RHOS/Reach Compliant, 18 gauge, 600v rated, Specify wired to the fixture as an OPTION.

LED Perfomance

LED Output	CCT Color Temp	Watts	Lumens	Lumens per Watt	CCT Multiplier
Low	3000	3.3 WPF	250 LPF	76	2700 = .95
Medium	3000	4 WPF	350 LPF	87.5	3000 = 1
High	3000	4.8 WPF	500 LPF	104	3500 = 1.01

- The table above is a quick reference. When calculating loads make sure you add direct and indirect LPW to get total wattage. Please refer to photometric report for detailed information.
- Our light engines are precisely designed for optimal operation of LED assemblies.
- Our standard LED's CCT (correlated color temperature) range is 2700K to 4000K. Other CCT values are available upon request.
- We log LED bin codes for each project we supply to ensure color consistency and keep a record of those projects for future reference.
- CRI offered is 80+, and 90+ Note: on 90+ CRI use .85 multiplier
- Tunable white, warm dim and other special LED colors available.
- Custom Lumens Available
- We design our own printed circuit boards to ensure high luminescence efficiency, low thermal resistance and long-term reliable operation.
- Light engines are easily replaced.
- We use only recognized brand LED's with 3 SDCM (standard deviation color matching) with high color consistency. 2 SDCM available upon request.
- If you require a special LED manufacturer, please contact us. LED chip manufacturers used by Picasso are primarily (but not limited to) Nichia, Cree and Samsung.
- LRP - "LED Reel Program" – LED's for printed circuit boards come on reels' like old 8mm projectors and they're sold in lots just like fabric. At Picasso Lighting, we have a program where we make sure all of your reels come from the same lot for each project. This ensures excellent color consistency in large open spaces.
- LED life is rated at 50,000 hours

Certifications & Warranties

Catalina (Remote Driver)

TOOLS & COVE, TASK , OTHERS

TYPE

PROJECT

- Limited five-year limited warranty on all products that are installed according to the product's specifications. Fixture must be properly installed by qualified licensed electricians, who meet and understand local installation requirements. Proper ambient conditions are to be met. The normal indoor temperatures of 50-90 degrees F, no more than 95% RH and sufficient air flow are required. Fixture should not be modified, and no maintenance or repairs should be performed without the written authorization from Picasso Lighting.
- We manufacture based on approved spec sheets and submittals signed by the customers. Change orders must be in writing and will delay delivery.
- Picasso Lighting reserves the right to repair or replace a defective product with another product with a similar design and the same or better performance, or to refund the distributor for the purchase price. The costs of labor to replace luminaires are not covered.
- Warranty does not cover damage caused by transportation, damage caused by using the fixture in an area it is not UL rated for, damage caused by negligence, lack of maintenance, attempts to repair by unqualified or unauthorized personnel, by using non-original accessories/parts, fixtures installed in systems without power surge protection.
- Picasso Lighting must receive in writing any complaints regarding the defective products, no later than 3 weeks from delivery addressed to: ttoledo@picassoltg.com. Picasso Lighting will send a field technician to the site to evaluate the said defective product or may require product to be sent back to the factory for repair. The customer is responsible for the costs of disassembly and reassembly. We do accept field repairs and replacement labor from licensed electrical contractors but not without a written agreement signed by Picasso Lighting official. Failure to adhere to all warranty and certifications will void any recompense and the warranty.
- IBEW USA Union All fixtures are IBEW manufactured and assembled in the USA. UL listed for dry and damp locations.



Note: Picasso lighting industries, LLC reserves the right to make any design changes which will not affect the overall appearance or performance of the product. All ceilings to be adequately reinforced by others. All fixtures to be wired by licensed electrician only. The information contained herein is the sole property of Picasso Lighting Industries, LLC and may not be used without prior written consent of Picasso Lighting Industries, LLC. The 'USGBC member logo' is a trademark owned by the U.S. Green building council and is used by permission. The logo signifies only that Picasso Lighting Industries, LLC is a USGBC member; USGBC does not review, certify, or endorse the products or services offered by its members.