

Vario Linear Recessed

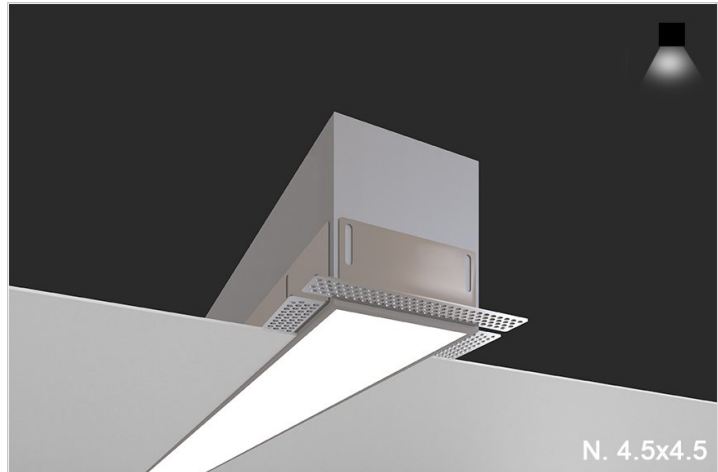
RECESSED STANDARD

TYPE

PROJECT

Overview

- vah-ree-o noun: combining form. indicating variety or difference
- The Vario Series was designed mainly for retail/office and library settings, but, can be used in almost any application where variety lighting patterns are required.
- DESIGNER SELECTIONS
- Vario Series has 2 profile sizes, four and one fourths of an inch in width by four and three fourths inches in height, Four and one fourths of an inch in width by five and a half inches in height, if indirect lighting is required.
- Vario Series is available in Linear only, Downlight only and a combination of both linear and downlight. Uplight is available on all combinations. Our downlight accent fixture is adjustable to 30 degrees on y axis and 15 on x,
- Vario Series is available as Pendant, Surface and Recessed
- Vario Series has multiple choices for canopies and colors. Scroll down to view your options
- Vario Series is available in almost any CCT available in the market, we've selected the most popular, but don't let that stop you from asking for something different
- Vario Series is always available for your project's special customization needs, such as triangles, squares, rectangles and more
- Vario Series qualifies as "Made in America", "American Made" and is part of our ECO sustainable end of life program
- For all: ies files, pictures, instructions, rfa files, and warranties...scroll to bottom.



Vario Linear Recessed

RECESSED STANDARD

TYPE

PROJECT

Ordering Format

PART NUMBER: VAR-RF

Size	Lumens Direct	CCT Available	CRI Available	Direct Optics
4 = 4 Feet 6 = 6 Feet 8 = 8 Feet CL = Custom Length, add in notes	D3 = 350 LPF Linear Only D5 = 500 LPF Linear Only D7 = 750 LPF Linear Only D10 = 1000 LPF Linear Only	27 = 2700 Kelvins 30 = 3000 Kelvins 35 = 3500 Kelvins 40 = 4000 Kelvins TW = Tunable White 2700-5000 Kelvins Linear Only	80 = 80-85 CRI 90 = 90-95 CRI	OW = Opal White
Mounting	Driver / Voltage	Fixture Finish	Options	
T1 = 9/16 Flat Tee (Tegular Tile) T2 = 15/16 Flat Tee (Flat Tile) T3 = 9/16 Flat Tee (Tegular Tile) S = 9/16 Slot Grid Tee (Tegular Tile) S = 9/16 Interlude Tee (Tegular Tee) SF = Trimless F = Trim	ND 1 = Non-Dim Universal 120VAC ND 2 = Non-Dim Universal 277VAC ZT 1 = 0-10v dimming 120v dual 1% ZT 2 = 0-10v dimming 277v dual 1% CC = Custom Control - add in notes LE 1 = Lutron EcoSystem 1% DLC EE CCR / PWM SoftOnFadeToBlack	W = Standard White BK = Standard Black SVR = Standard Silver RAL = Enter RAL # in notes section PA = Plated Aluminum-enter plated finish in notes CW = Standard Wood Finish - see wood PN # enter in notes. AA = Anodized Aluminum -enter PN in notes section	AWN = Lutron Athena Wireless Node (RF only) AWNS = Lutron Athena Wireless Node (with Sensor) EMD = Emergency Driver - Battery Backup 120-277VAC OC = Occupancy Sensor CA = Custom Angle - add in notes IW = Inverter Wiring	

NOTES

ORDER NUMBER:

Vario Linear Recessed

RECESSED STANDARD

TYPE

PROJECT

Construction & Mounting

HOUSING

Extruded aluminum housings are supplied in nominal lengths of 4 ft., 6 ft., 8 ft. Fixtures may be continuously rowed (contact factory for details). Internal components are constructed from min. 20-gauge die-formed steel. Easy access to driver and LED boards. We can supply many variations of liner, linear with downlights or downlight only. End caps are extruded aluminum.

REFLECTOR

Integral powder-coated LED housing with excessive reflectivity for increased lumen output.

FINISH

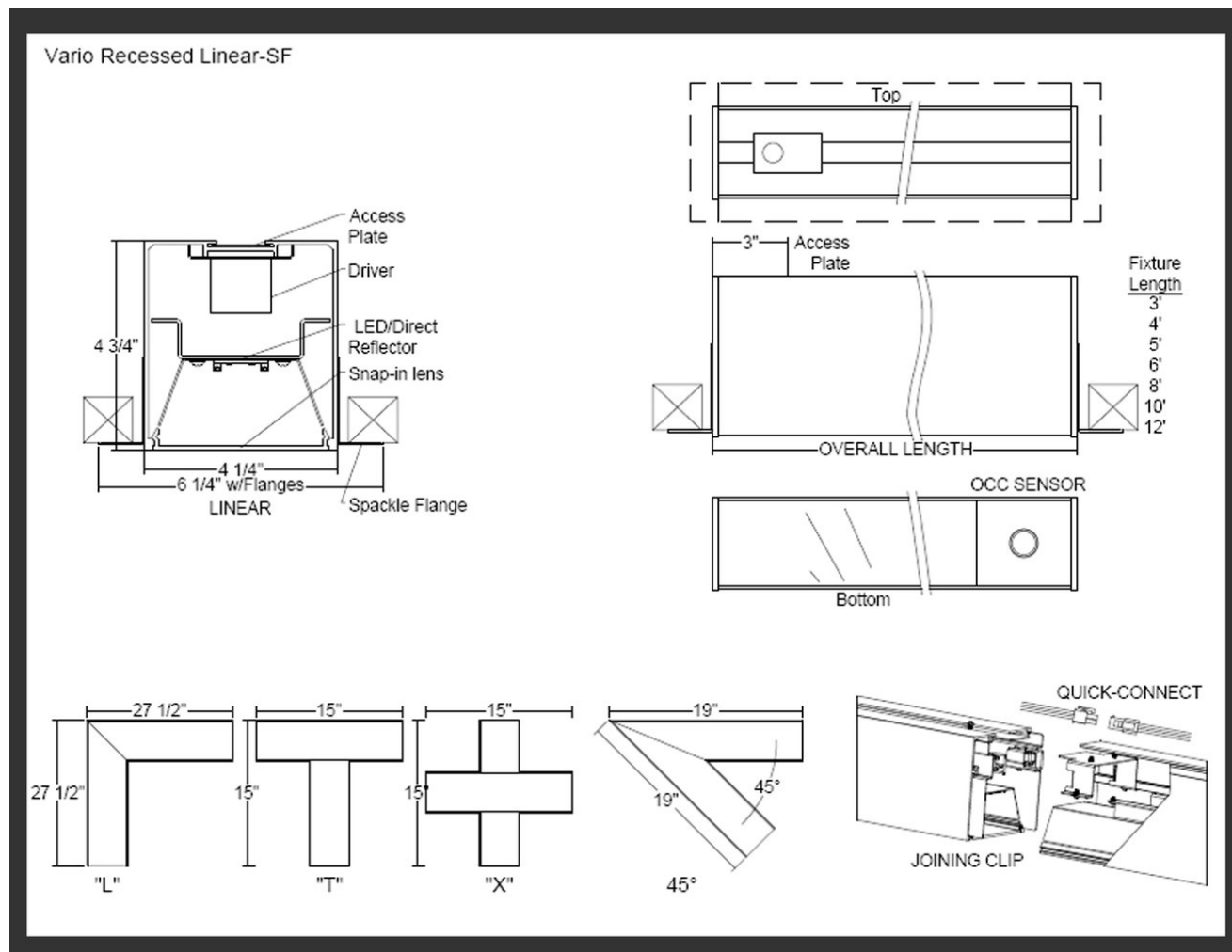
Standard powder-coated colors are white, black and silver. Custom processed wood finishes, aluminum anodized finishes, chrome/gold plating, and custom finishes are available as well. We also accept RAL and Pantone numbers for powder-coating color choices.

OPTICS

Linear snap-in lens is designed for high LED output and to hide LED image.

MOUNTING

Our recessed fixtures are made to be mounted in S-slot grid, T-bar, Tech Zone. See mounting detail. Other ceiling types trim, trimless for sheetrock, please consult the factory, we can accommodate many different applications.

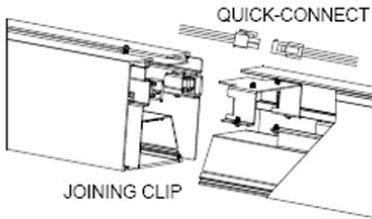
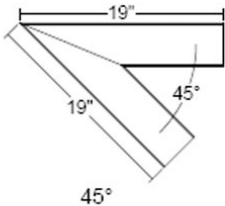
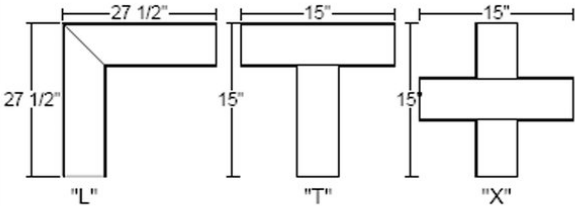
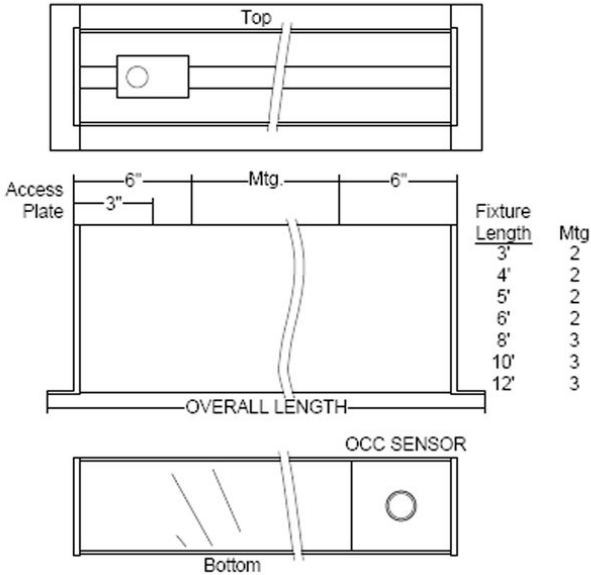
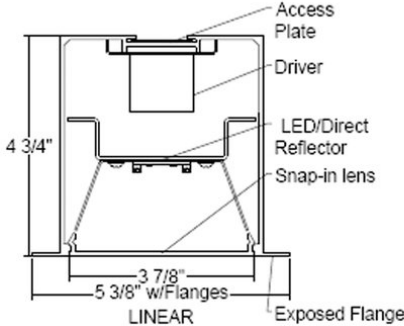


Vario Linear Recessed

RECESSED STANDARD

TYPE
PROJECT

Vario Recessed Linear-Flange



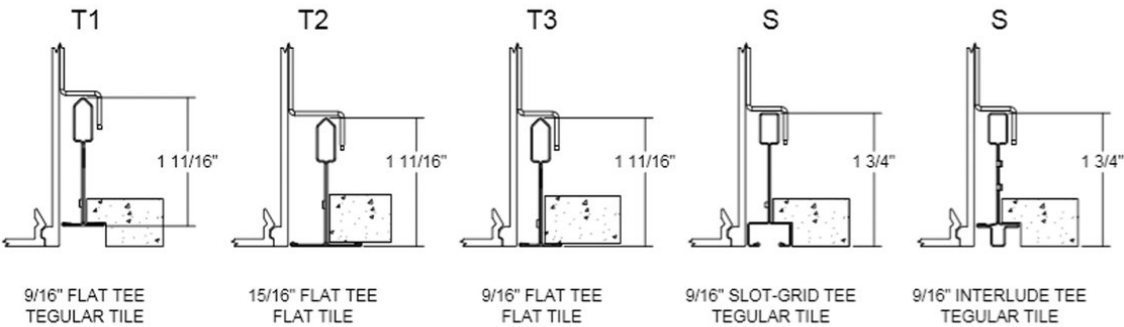
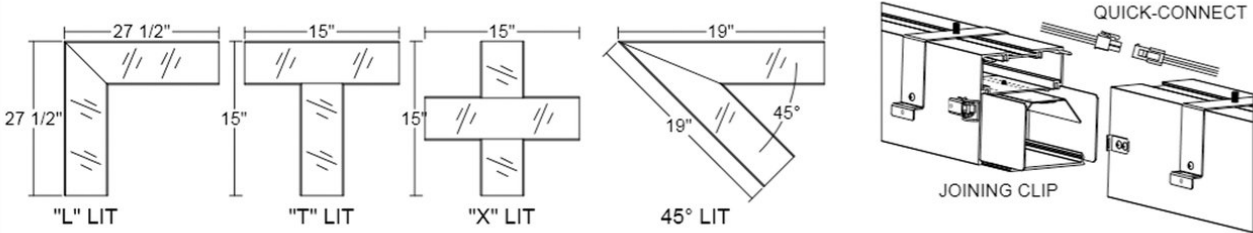
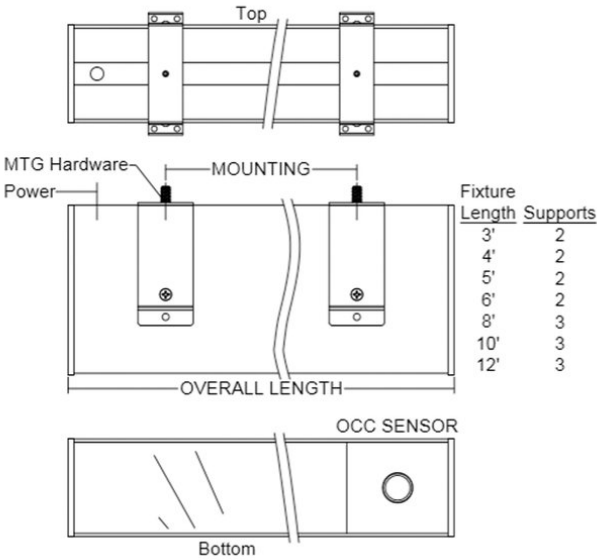
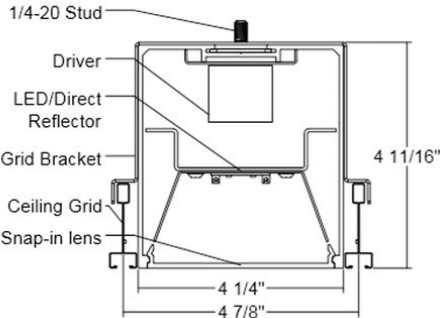
Vario Linear Recessed

RECESSED STANDARD

TYPE

PROJECT

Vario Grid Flush Lens



Electrical / Driver

- Drivers - Our drivers are specifically selected based on fixture application to ensure ultimate reliability and long life. We use only UL recognized brands of LED drivers. Our LED drivers feature HPF (high power factor), universal voltage 110 - 277 VAC and include 0-10V dimming. Please note, 277v has longer distances from power feed to power feed than 120v.
- If required, we can supply premium drivers such as Lutron, Eldoed and others upon request. Advanced control systems compliant drivers such as POE, DALI, DMX, etc. are also available, please consult factory.
- Rated life (90% survivorship) of 50,000 hours at 50° C max. ambient (and 70° C max. case) temperature. At maximum driver load: Efficiency >84%, PF>0.9, THD
- Our LED drivers feature HPF (high power factor), universal voltage 110 - 277 VAC and include 0-10V dimming.
- Emergency drivers are factory installed as an option, long life, high temperature, recyclable Ni-Cad battery pack with test switch and charge indicator. EMR is minimum of 90 minutes operation to meet code.
- POE - We are working with Molex/Igor POE systems. We can add a POE driver into our fixtures or remote them. Based on the fixture you select, we will notify you (or you can contact the factory) to see if we can install the P-driver or the P-driver needs to be remote. Just add POE1 in the spec and we will advise. Please keep in mind you need to specify a complete POE control system before specifying POE1.

LED Performance

LED Output	CCT Color Temp	Watts	Lumens	Lumens per Watt	CCT Multiplier
Low	3000	4.28 WPF	350 LPF	81	2700=.95
Medium	3000	6.23 WPF	500 LPF	80	3000 = 1
High	3000	9.38 WPF	750 LPF	80	3500 = 1.01
Very High	3000	12.63 WPF	1000 LPF	80	4000 = 1.03

- We design our own printed circuit boards to ensure high luminescence efficiency, low thermal resistance and long-term reliable operation.
- Light engines are easily replaced.
- We use only recognized brand LED's with 3 SDCM (standard deviation color matching) with high color consistency. 2 SDCM available upon request.
- If you require a special LED manufacturer, please contact us. LED chip manufacturers used by Picasso are primarily (but not limited to) Nichia, Cree and Samsung.
- LRP - "LED Reel Program" – LED's for printed circuit boards come on reels' like old 8mm projectors and they're sold in lots just like fabric. At Picasso Lighting, we have a program where we make sure all of your reels come from the same lot for each project. This ensures excellent color consistency in large open spaces.
- LED life is rated at 50,000 hours
- Our light engines are precisely designed for optimal operation of LED assemblies.
- Our standard LED's CCT (correlated color temperature) range is 2700K to 4000K. Other CCT values are available upon request.
- We log LED bin codes for each project we supply to ensure color consistency and keep a record of those projects for future reference.
- CRI offered is 80+, and 90+ Note: on 90+ CRI use .85 multiplier
- Tunable white, warm dim and other special LED colors available.
- Custom Lumens Available

Certifications & Warranties

- Limited five-year (50,000 hours) warranty on all products. Limited ten-year (100,000 hours) warranty on all Lutron drivers.
- I.C. rated fixtures are available upon request.
- Chicago Plenum and IC products are available upon request.
- Warranty does not cover damage caused by transport, damage caused by using the fixture in an area it is not UL rated for, damage caused by negligence, lack of maintenance, attempts to repair by unqualified or unauthorized personnel, by using non-original accessories/parts, fixtures installed in systems without power surge protection.
- UL and CUL listed for dry and damp locations.
- IBEW USA Union All fixtures are IBEW manufactured and assembled in the USA.
- We manufacture based on approved spec sheets and submittals signed by professionals responsible. Change orders must be in writing and will delay delivery.
- Picasso Lighting must receive in writing any thought to be defective products discovered, no later than 4 weeks from delivery to; ttoledo@picassoltg.com. Picasso Lighting will send a field technician to the site to evaluate the said defective product. We do accept field repair from licensed electrical contractors but not without a written agreement signed by Picasso Lighting official. Failure to adhere to all warranty and certifications will void any recompense and the warranty.



Vario Linear Recessed

RECESSED STANDARD

TYPE

PROJECT

Note: Picasso lighting industries, LLC reserves the right to make any design changes which will not affect the overall appearance or performance of the product. All ceilings to be adequately reinforced by others. All fixtures to be wired by licensed electrician only. The information contained herein is the sole property of Picasso Lighting Industries, LLC and may not be used without prior written consent of Picasso Lighting Industries, LLC. The 'USGBC member logo' is a trademark owned by the U.S. Green building council and is used by permission. The logo signifies only that Picasso Lighting Industries, LLC is a USGBC member; USGBC does not review, certify, or endorse the products or services offered by its members.