

Vario Flush Triangle


LINEAR PATTERNS

TYPE

PROJECT

Overview

- Our Vario Linear Triangle is a great companion fixture with Vario Downlight when you're looking to light an area evenly. Used for general lighting.
- Aesthetically pleasing design, no visible screws.
- One-piece extruded aluminum housing with integral drivers.
- Great to fill an empty space with this larger profile.
- Can also be specified as surface or recessed trim-less in sheetrock.
- Various patterns available - see shapes or structures
- Standard color white, black. Custom wood, anodizing, RAL/Pantone# are available too.
- Made in the USA, UL approved and IBEW Union manufactured.



Vario Flush Triangle

LINEAR PATTERNS

TYPE

PROJECT

Ordering Format

PART NUMBER: VART-PF

Lumens Direct	CCT Available	CRI Available	Direct Optics	Mounting
D3 = 350 LPF D5 = 500 LPF D7 = 750 LPF D10 = 1000 LPF	27 = 2700 Kelvins 30 = 3000 Kelvins 35 = 3500 Kelvins 40 = 4000 Kelvins TW = Tunable White 2700-5000 Kelvins Linear Only	80 = 80-85 CRI 90 = 90-95 CRI	OW = Opal White	AC1R = Round 5in Canopy Box - 5in Support AC1S = Square 5in Canopy JBox - 5in Support ACD1R = Round 5in Canopy JBox - 2in Support Slot Grid ACD1S = Square 5in Canopy JBox - 2in Support Slot Grid ACD2R = Round 5in Canopy JBox - 2in Support T Grid ACD2S = Square 5in Canopy JBox - 2in Support T Grid ACUR = Round 5in Canopy JBox - .5in Support Unistrut ACUS = Square 5in Canopy JBox - .5in Support Unistrut ACRR = Round 5in Canopy JBox - 2in Support 1/4 Rod ACRS = Square 5in Canopy JBox - 2in Support 1/4 Rod
Driver / Voltage	Fixture Finish	Canopy/Power Cord Color	Options	
ND 1 = Non-Dim Universal 120VAC ND 2 = Non-Dim Universal 277VAC ZT 1 = 0-10v dimming 120v dual 1% ZT 2 = 0-10v dimming 277v dual 1% CC = Custom Control - add in notes LE 1 = Lutron EcoSystem 1% DLC EE CCR / PWM SoftOnFadeToBlack	W = White Standard BK = Black Standard SVR = Silver Standard RAL = Enter RAL # in notes section PA = Plated Aluminum-enter plated finish in notes CW = Custom Wood Finish - see wood PN # enter in notes. AA = Anodized Aluminum -enter PN in notes section	CWPW = Canopy White/Power Cord White CWPB = Canopy White/Power Cord Black CBPB = Canopy Black/Power Cord Black CBPW = Canopy Black/Power Cord White	EMD = Emergency Driver - Battery Backup 120-277VAC OC = Occupancy Sensor IW = Inverter Wiring CA = Custom Angle - add in notes 2C = 2 circuit wiring Direct /Indirect	

NOTES

ORDER NUMBER:

Vario Flush Triangle

LINEAR PATTERNS

TYPE

PROJECT

Construction & Mounting

HOUSING

Extruded aluminum housings are supplied in nominal lengths of 4 ft., 6 ft., 8 ft. Fixtures may be continuously rowed (contact factory for details). Internal components are constructed from min. 20-gauge die-formed steel. Easy access to driver and LED boards. We can supply many variations of liner, linear with downlights or downlight only. End caps are extruded aluminum.

REFLECTOR

Integral powder-coated LED housing with excessive reflectivity for increased lumen output on linear.

FINISH

Standard powder-coated colors are white, black and silver. Custom processed wood finishes, aluminum anodized finishes, chrome/gold plating, and custom finishes are available as well. We also accept RAL and Pantone numbers for powder-coating color choices.

OPTICS

Linear snap-in lens is designed for high LED output and to hide LED image.

MOUNTING

Cable mounting with various size canopies and power feeds. If not selected in options, canopy color and cord will be white. Cable uses gripper style locking for field adjustments. Canopy mounts to standard J-box.




Vario Flush Triangle

LINEAR PATTERNS

TYPE

PROJECT

Standard Finishes




White
W

Black
BK

Silver
SVR

Anodized Aluminum

xxxx-B for Aluminum to be Brushed




Anodized Black
AABK

Anodized DK. Bronze
AADB

Anodized LT. Bronze
AALB

Anodized Champagne
AALC

Anodized Clear
AACL



Custom RAL - Custom finishes go to: tiger-coatings.com **Add # in Notes**


Standard Finishes – colors are powder coated and do not add to delivery lead time.

Anodized Aluminum – can be smooth or brushed, color can vary fixture to fixture and adds 2-3 weeks to lead time. Anodized finish is limited in fixture size.

Plated Aluminum – is a mirror finish in chrome and gold and adds 2 weeks to lead time.

Wood Finishes – so realistic, wood finish can add up to 3-4 weeks to lead time.

Plated Aluminum




Antique Brass
APAB

Aged Bronze
APBZ

Polished Chrome
APPC

Polished Gold
APPG

Wood Finishes



Light Bamboo
LW01

Light Pine
LW02

Teak
LW03

Dark Bamboo
LW04

Dark Cherry
LW05

Brushed Chestnut
LW06

Chestnut
DW01

Dark Chestnut
DW02

Cherry
DW03

Dark Mahogany
DW04

Mahogany
DW05

Walnut Pine
DW06

Dark Walnut Oak
DW07

Consult Factory

Vario Flush Triangle

LINEAR PATTERNS

TYPE

PROJECT

Electrical / Driver

- Drivers - Our drivers are specifically selected based on fixture application to ensure ultimate reliability and long life. We use only UL recognized brands of LED drivers. Our LED drivers feature HPF (high power factor), universal voltage 110 - 277 VAC and include 0-10V dimming. Please note, 277v has longer distances from power feed to power feed then 120v.
- If required, we can supply premium drivers such as Lutron, Eldoed and others upon request. Advanced control systems compliant drivers such as POE, DALI, DMX, etc. are also available, please consult factory.
- Rated life (90% survivorship) of 50,000 hours at 50° C max. ambient (and 70° C max. case) temperature. At maximum driver load: Efficiency >84%, PF>0.9, THD
- Our LED drivers feature HPF (high power factor), universal voltage 110 - 277 VAC and include 0-10V dimming.
- Emergency drivers are factory installed as an option, long life, high temperature, recyclable Ni-Cad battery pack with test switch and charge indicator. EMR is minimum of 90 minutes operation to meet code.
- POE - We are working with Molex/Igor POE systems. We can add a POE driver into our fixtures or remote them. Based on the fixture you select, we will notify you (or you can contact the factory) to see if we can install the P-driver or the P-driver needs to be remote. Just add POE1 in the spec and we will advise. Please keep in mind you need to specify a complete POE control system before specifying POE1.

LED Performance

LED Output	CCT Color Temp	Watts	Lumens	Lumens per Watt	CCT Multiplier
Low	3000	4.28 WPF	350 LPF	81	2700=.95
Medium	3000	6.23 WPF	500LPF	80	3000=1
High	3000	9.38WPF	750 LPF	80	3500=1.01
Very High	3000	12.63 WPF	1000 LPF	80	4000= 1.15

Certifications & Warranties

- Limited five-year (50,000 hours) warranty on all products. Limited ten-year (100,000 hours) warranty on all Lutron drivers.
- DLC listed products will have DLC Logo.
- Chicago Plenum and IC products are available upon request.
- Warranty does not cover damage caused by transport, damage caused by using the fixture in an area it is not UL rated for, damage caused by negligence, lack of maintenance, attempts to repair by unqualified or unauthorized personnel, by using non-original accessories/parts, fixtures installed in systems without power surge protection.
- UL and CUL listed for dry and damp locations.
- IBEW USA Union All fixtures are IBEW manufactured and assembled in the USA.
- We manufacture based on approved spec sheets and submittals signed by professionals responsible. Change orders must be in writing and will delay delivery.
- Picasso Lighting must receive in writing any thought to be defective products discovered, no later than 4 weeks from delivery to; ttoledo@picassoltg.com. Picasso Lighting will send a field technician to the site to evaluate the said defective product. We do accept field repair from licensed electrical contractors but not without a written agreement signed by Picasso Lighting official. Failure to adhere to all warranty and certifications will void any recompense and the warranty.



Note: Picasso lighting industries, LLC reserves the right to make any design changes which will not affect the overall appearance or performance of the product. All ceilings to be adequately reinforced by others. All fixtures to be wired by licensed electrician only. The information contained herein is the sole property of Picasso Lighting Industries, LLC and may not be used without prior written consent of Picasso Lighting Industries, LLC. The 'USGBC member logo' is a trademark owned by the U.S. Green building council and is used by permission. The logo signifies only that Picasso Lighting Industries, LLC is a USGBC member; USGBC does not review, certify, or endorse the products or services offered by its members.