


Nicole EZ-S Continuous

EZ INSTALL - BUILDERS CHOICE

TYPE
PROJECT

Overview

- EZ Ship is when your looking for a fast solution to a space where you need up to 48 feet of continuous pendants.
- No waiting for Submittals, Drawings, Bill of Materials, or Approvals.
- Order 1 Power End Cap Kit per run, and as many Joiners as needed
- Aesthetically pleasing Nicole has a round design with a tool-less snap on gear tray and a snap on frosted acrylic lens. End caps are milled for eliminating light leaks.
- Direct lighting only.
- If you need this product in just an 8' or 4' , look under EZ Individual.



Nicole EZ-S Continuous
EZ INSTALL - BUILDERS CHOICE

TYPE
PROJECT

Ordering Format

PART NUMBER: EZ-NIC-SD-C

Size	Lumens Direct	CCT Available	CRI Available	Direct Optics
4 = 4 Feet 8 = 8 Feet	D 3 = 350 LPF D 5 = 500 LPF D 7 = 750 LPF	3 0 = 3000 Kelvins 3 5 = 3500 Kelvins	9 0 = 90 CRI	FWD = Frosted White Dropped
Mounting Power Kit	Joiner	Driver / Voltage	Fixture Finish	Options
NESM-B = Kit-1-Power Feed End Cap KO/ 1-Dead End Cap in Black NESM-W = Kit-1-Power Feed End Cap KO/ 1-Dead End Cap in White	NJSM-B = Surface Mount Joiner Non-Power Feed- Joiner Kit Black NJSM-W = Surface Mount Joiner Non-Power Feed- Joiner Kit White	ZTU = Universal 0-10v dimming 120v/277v dual 1%	BK = Black W = White	AWN = Lutron Athena Wireless Node (RF only) AWNS = Lutron Athena Wireless Node (with Sensor) EMD = Emergency Driver - Battery Backup 120-277VAC JPW = Power Joiner Kit White for extending 48 foot run JPB = Power Joiner Kit Black for extending 48 foot run

NOTES

ORDER NUMBER:

Construction & Mounting

HOUSING

Extruded aluminum housings are supplied in nominal lengths of 4 or 8 feet End caps are extruded, milled aluminum and encapsulate ends of lenses to minimize light leaks.

REFLECTOR

Integral powder-coated LED housing with excessive reflectivity for increased lumen output

FINISH

Standard powder-coated colors EZ Ship are white, black

OPTICS

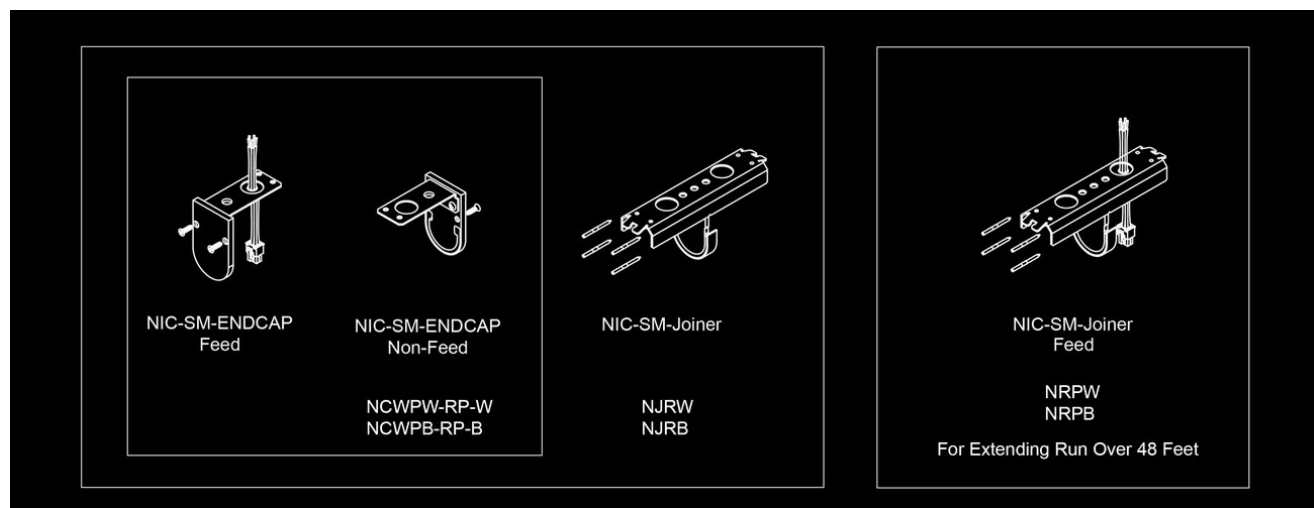
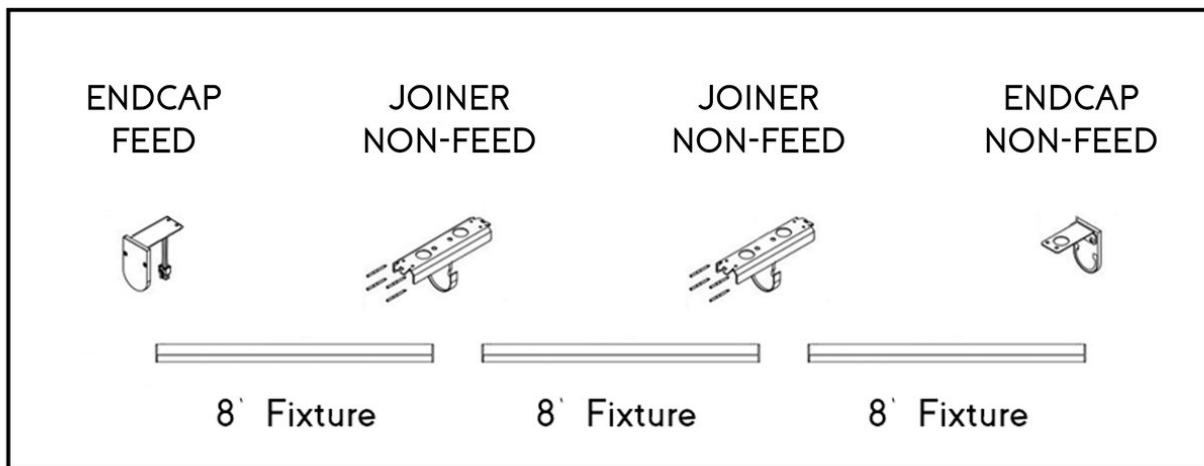
Extruded round snap-in frosted acrylic lens formulated for LED light sources

MOUNTING

Surface mounted fixtures have pre-drilled holes for 1/4" threaded rod by others. Surface mounted fixtures have 1/2" knockout for power feed.

EZ INSTALL

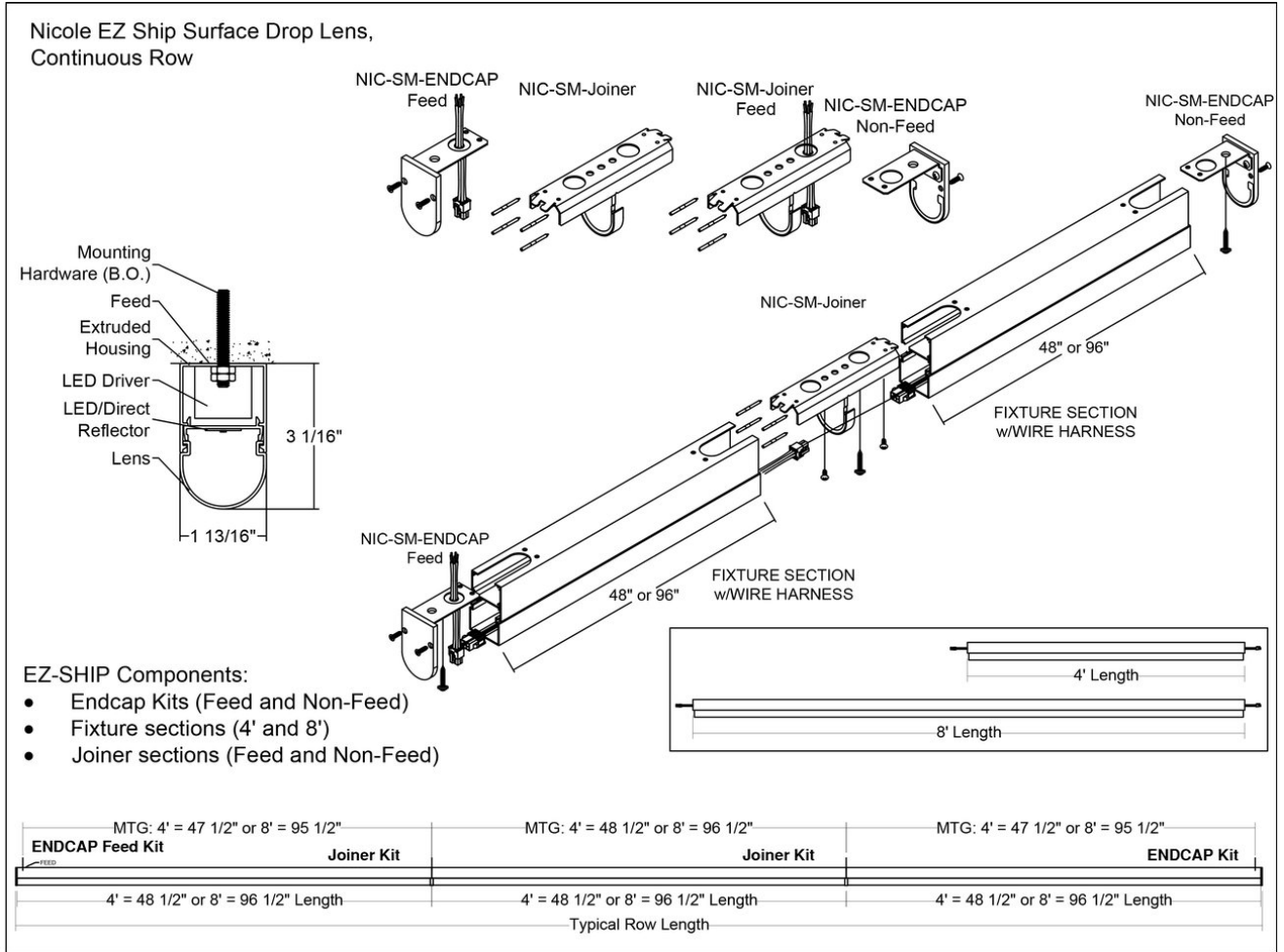
Typical Parts For a 24 Foot Run



Nicole EZ-S Continuous

EZ INSTALL - BUILDERS CHOICE

TYPE
PROJECT



Electrical / Driver

- Drivers - Our drivers are specifically selected based on fixture application to ensure ultimate reliability and long life. We use only UL recognized brands of LED drivers. Our LED drivers feature HPF (high power factor), universal voltage 110 - 277 VAC and include 0-10V dimming. Please note, 277v has longer distances from power feed to power feed than 120v.
- If required, we can supply premium drivers such as Lutron, Eldoed and others upon request. Advanced control systems compliant drivers such as POE,DALI, DMX, etc. are also available, please consult factory.
- Rated life (90% survivorship) of 50,000 hours at 50° C max. ambient (and 70° C max. case) temperature. At maximum driver load: Efficiency >84%, PF>0.9, THD
- Our LED drivers feature HPF (high power factor), universal voltage 110 - 277 VAC and include 0-10V dimming.
- Emergency drivers are factory installed as an option, long life, high temperature, recyclable Ni-Cad battery pack with test switch and charge indicator. EMR is minimum of 90 minutes operation to meet code.
- POE - We are working with Molex/Igor POE systems. We can add a POE driver into our fixtures or remote them. Based on the fixture you select, we will notify you (or you can contact the factory) to see if we can install the P-driver or the P-driver needs to be remote. Just add POE1 in the spec and we will advise. Please keep in mind you need to specify a complete POE control system before specifying POE1.

LED Performance

LED Output	CCT Color Temp	Watts	Lumens	Lumens per Watt	CCT Multiplier
Low	3500	3.8 WPF	350 LPF	90 LPW	90+ CRI
Medium	3500	5.5 WPF	500 LPF	90 LPW	90+ CRI
High	3500	8.3 WPF	750 LPF	90 LPW	90+ CRI

- The table above is a quick reference based on per foot. Please refer to photometric report for detailed information.
- Our light engines are precisely designed for optimal operation of LED assemblies.
- Our standard LED's CCT (correlated color temperature) range is 2700K to 4000K. Other CCT values are available upon request.
- We log LED bin codes for each project we supply to ensure color consistency and keep a record of those projects for future reference.
- CRI offered is 80+, and 90+ Note: on 90+ CRI use .85 multiplier
- LED life is rated at 50,000 hours
- We design our own printed circuit boards to ensure high luminescence efficiency, low thermal resistance and long-term reliable operation.
- Light engines are easily replaced.
- We use only recognized brand LED's with 3 SDCM (standard deviation color matching) with high color consistency. 2 SDCM available upon request.
- If you require a special LED manufacturer, please contact us. LED chip manufacturers used by Picasso are primarily (but not limited to) Nichia, Cree and Samsung.
- LRP - "LED Reel Program" – LED's for printed circuit boards come on reels' like old 8mm projectors and they're sold in lots just like fabric. At Picasso Lighting, we have a program where we make sure all of your reels come from the same lot for each project. This ensures excellent color consistency in large open spaces.

Certifications & Warranties

- Limited five-year limited warranty on all products that are installed according to the product's specifications. Fixture must be properly installed by qualified licensed electricians, who meet and understand local installation requirements. Proper ambient conditions are to be met. The normal indoor temperatures of 50-90 degrees F, no more than 95% RH and sufficient air flow are required. Fixture should not be modified, and no maintenance or repairs should be performed without the written authorization from Picasso Lighting.
- We manufacture based on approved spec sheets and submittals signed by the customers. Change orders must be in writing and will delay delivery.
- Picasso Lighting reserves the right to repair or replace a defective product with another product with a similar design and the same or better performance, or to refund the distributor for the purchase price. The costs of labor to replace luminaires are not covered.
- Warranty does not cover damage caused by transportation, damage caused by using the fixture in an area it is not UL rated for, damage caused by negligence, lack of maintenance, attempts to repair by unqualified or unauthorized personnel, by using non-original accessories/parts, fixtures installed in systems without power surge protection.
- Picasso Lighting must receive in writing any complaints regarding the defective products, no later than 3 weeks from delivery addressed to: ttoledo@picassoltg.com. Picasso Lighting will send a field technician to the site to evaluate the said defective product or may require product to be sent back to the factory for repair. The customer is responsible for the costs of disassembly and reassembly. We do accept field repairs and replacement labor from licensed electrical contractors but not without a written agreement signed by Picasso Lighting official. Failure to adhere to all warranty and certifications will void any recompense and the warranty.

Nicole EZ-S Continuous

EZ INSTALL - BUILDERS CHOICE

TYPE
PROJECT

- IBEW USA Union All fixtures are IBEW manufactured and assembled in the USA. UL listed for dry and damp locations.



Note: Picasso lighting industries, LLC reserves the right to make any design changes which will not affect the overall appearance or performance of the product. All ceilings to be adequately reinforced by others. All fixtures to be wired by licensed electrician only. The information contained herein is the sole property of Picasso Lighting Industries, LLC and may not be used without prior written consent of Picasso Lighting Industries, LLC. The 'USGBC member logo' is a trademark owned by the U.S. Green building council and is used by permission. The logo signifies only that Picasso Lighting Industries, LLC is a USGBC member; USGBC does not review, certify, or endorse the products or services offered by its members.