

Overview

- eas-y /eez e/ 1. adjective 1.achieved without great effort; presenting few difficulties.
- /ral/ a bar or series of bars, typically fixed on upright supports, serving as part of a fence or barrier or used to hang things on
- EZ-Rail Series is a relative of our Rail and Jacqueline Series, instead of an acrylic center, it's built with an aluminum rail in center, this allows for occupancy sensor installation and other sensing equipment
- DESIGNER SELECTIONS
- EZ-Rail series is available in 2x2 twenty-four inches width and length. EZ-Rails are four inches in height
- EZ-Rail Series was designed to reduce energy cost and provide significant light performance in large indoor commercial spaces at a reduced cost, because we use aluminum to reflect the indirect light down and custom selections are limited
- This product is only available as a standard recessed fixture with limited choices. If you require more offerings, you can look at Rail and Jacqueline
- Rail Series qualifies as "Made in America" and "American Made", and it is also part of our ECO sustainable end of life program
- For all: ies files, pictures, instructions, rfa files, and warranties...scroll to bottom



Ordering Format

PART NUMBER: EZ-RAI-R

Size	Lumens Direct	CCT Available	CRI Available	Direct Optics
2x2 = 2' x 2'	DR2.6 = 2600 TL DR3.4 = 3400 TL DR4.3 = 4300 TL	27 = 2700 Kelvins 30 = 3000 Kelvins 35 = 3500 Kelvins 40 = 4000 Kelvins TW = Tunable White 2700-5000 Kelvins	80 = 80-85 CRI 90 = 90-95 CRI	PR = Powder Coated Reflector
Mounting	Driver / Voltage	Fixture Finish	Options	
T2 = 15/16 Flat Tee (Flat Tile) T2 = 9/16 Flat Tee (Flat Tile) T1 = 9/16 Flat Tee (Tegular Tile) S = 9/16 Slot Grid Tee (Tegular Tile) S = 9/16 Interlude Tee (Tegular Tee)	ND = Non-Dim Universal 120-277VAC ZT = 0-10v Dimming Universal 120-277VAC 1% LE1 = Lutron EcoSystem 1% SoftOnFadeToBlack CC = Custom Control - Add in notes	W = Standard White	AWN = Lutron Athena Wireless Node (RF only) AWNS = Lutron Athena Wireless Node (with Sensor) OS = Occupancy Sensor WH = Whip 6' EMD = Emergency Driver - Battery Backup 120-277VAC	

NOTES

ORDER NUMBER:

Construction & Mounting

HOUSING

Excellent design, precision-tooling and automated production is the combination that produces our troffer style housings. Most industry today uses pre-painted, folded 22 gauge steel. We use die formed 20 gauge steel. Ceiling thickness unrestricted.

REFLECTOR

Integral powder-coated LED housing with excessive reflectivity for increased lumen output

FINISH

Standard powder-coated colors are white. Troffer style fixtures are not limited to white, consult factory for special applications.

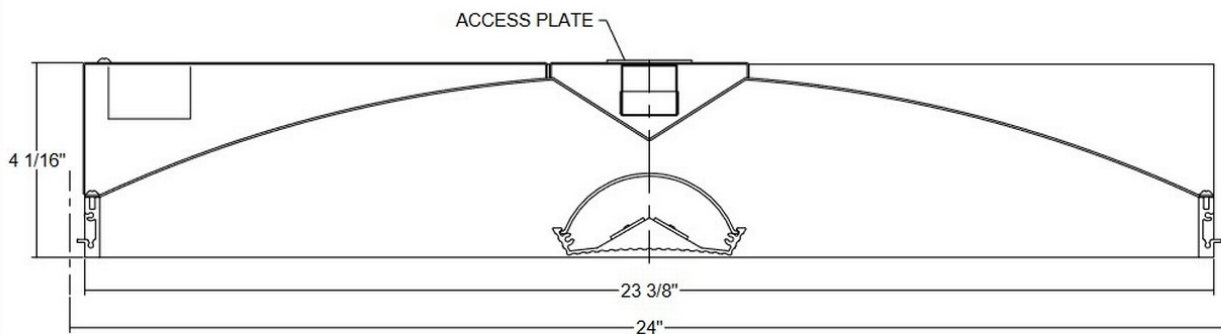
OPTICS

LED's are pitched to reflect the indirect light into the powder coated, curved, reflectors.

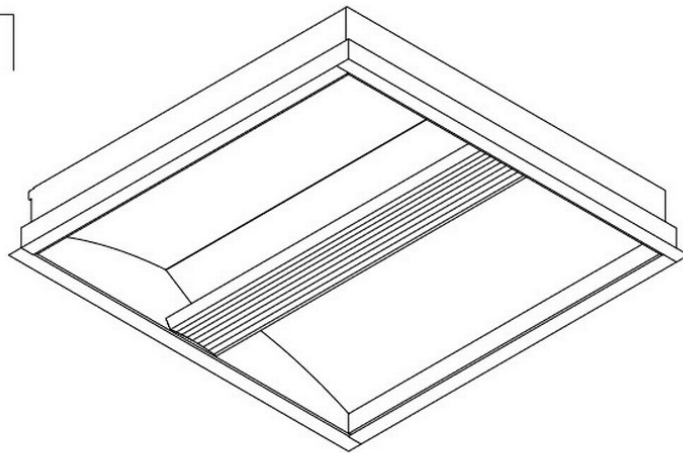
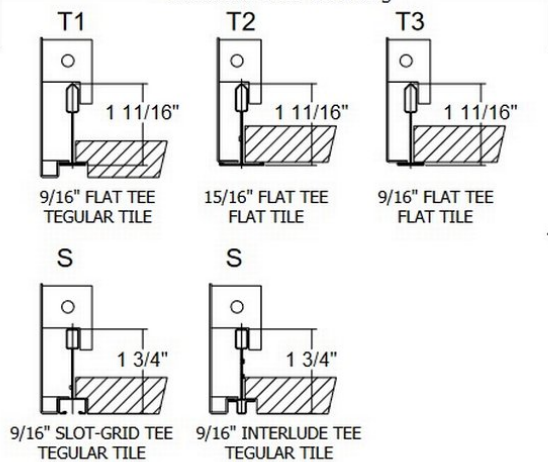
MOUNTING

Our recessed fixtures are made to be mounted in slot grid, T-bar and sheetrock ceilings. See mounting detail. Other ceiling types, please consult the factory, we can accommodate many different applications.

EZ RAIL Recessed 2x2



Recessed GRID Mounting



Electrical / Driver

- Drivers - Our drivers are specifically selected based on fixture application to ensure ultimate reliability and long life. We use only UL recognized brands of LED drivers. Our LED drivers feature HPF (high power factor), universal voltage 110 - 277 VAC and include 0-10V dimming. Please note, 277v has longer distances from power feed to power feed then 120v.
- If required, we can supply premium drivers such as Lutron, Eldoed and others upon request. Advanced control systems compliant drivers such as POE,DALI, DMX, etc. are also available, please consult factory.
- Rated life (90% survivorship) of 50,000 hours at 50° C max. ambient (and 70° C max. case) temperature. At maximum driver load: Efficiency >84%, PF>0.9, THD
- POE - We are working with Molex/Igor POE systems. We can add a POE driver into our fixtures or remote them. Based on the fixture you select, we will notify you (or you can contact the factory) to see if we can install the P-driver or the P-driver needs to be remote. Just add POE1 in the spec and we will advise. Please keep in mind you need to specify a complete POE control system before specifying POE1.
- Our LED drivers feature HPF (high power factor), universal voltage 110 - 277 VAC and include 0-10V dimming.
- Emergency drivers are factory installed as an option, long life, high temperature, recyclable Ni-Cad battery pack with test switch and charge indicator. EMR is minimum of 90 minutes operation to meet code.
- Whip - Six feet long, wiring RHOS/Reach Compliant, 18 gauge, 600v rated, Specify wired to the fixture as an OPTION.

LED Performance

LED Output	CCT Color Temp	Watts	Lumens	Lumens per Watt	CCT Multiplier
Low	3000	29 TW	2600 TL	90	2700=.95/3000=1
Medium	3000	38 TW	3400 TL	90	3500=1.01/4000=1.03
High	3000	49 TW	4300 TL	88	3500=1.01/4000=1.03

- The table above is a quick reference. When calculating loads make sure you add direct and indirect LPW to get total wattage. Please refer to photometric report for detailed information.
- Our light engines are precisely designed for optimal operation of LED assemblies.
- Our standard LED's CCT (correlated color temperature) range is 2700K to 4000K. Other CCT values are available upon request.
- We log LED bin codes for each project we supply to ensure color consistency and keep a record of those projects for future reference.
- CRI offered is 80+, and 90+ Note: on 90+ CRI use .85 multiplier
- Tunable white, warm dim and other special LED colors available.
- Custom Lumens Available
- We design our own printed circuit boards to ensure high luminescence efficiency, low thermal resistance and long-term reliable operation.
- Light engines are easily replaced.
- We use only recognized brand LED's with 3 SDCM (standard deviation color matching) with high color consistency. 2 SDCM available upon request.
- If you require a special LED manufacturer, please contact us. LED chip manufacturers used by Picasso are primarily (but not limited to) Nichia, Cree and Samsung.
- LRP - "LED Reel Program" – LED's for printed circuit boards come on reels' like old 8mm projectors and they're sold in lots just like fabric. At Picasso Lighting, we have a program where we make sure all of your reels come from the same lot for each project. This ensures excellent color consistency in large open spaces.
- LED life is rated at 50,000 hours

Certifications & Warranties

EZ-Rail

RECESSED 2X2/2X4

TYPE PROJECT

- Limited five-year limited warranty on all products that are installed according to the product's specifications. Fixture must be properly installed by qualified licensed electricians, who meet and understand local installation requirements. Proper ambient conditions are to be met. The normal indoor temperatures of 50-90 degrees F, no more than 95% RH and sufficient air flow are required. Fixture should not be modified, and no maintenance or repairs should be performed without the written authorization from Picasso Lighting.
- We manufacture based on approved spec sheets and submittals signed by the customers. Change orders must be in writing and will delay delivery.
- Picasso Lighting reserves the right to repair or replace a defective product with another product with a similar design and the same or better performance, or to refund the distributor for the purchase price.
- Warranty does not cover damage caused by transportation, damage caused by using the fixture in an area it is not UL rated for, damage caused by negligence, lack of maintenance, attempts to repair by unqualified or unauthorized personnel, by using non-original accessories/parts, fixtures installed in systems without power surge protection.
- Picasso Lighting must receive in writing any complaints regarding the defective products, no later than 3 weeks from delivery addressed to: ttoledo@picassoltg.com. Picasso Lighting will send a field technician to the site to evaluate the said defective product or may require product to be sent back to the factory for repair. The customer is responsible for the costs of disassembly and reassembly. We do accept field repairs and replacement labor from licensed electrical contractors but not without a written agreement signed by Picasso Lighting official. Failure to adhere to all warranty and certifications will void any recompense and the warranty.
- IBEW USA Union All fixtures are IBEW manufactured and assembled in the USA. UL listed for dry and damp locations.



Note: Picasso lighting industries, LLC reserves the right to make any design changes which will not affect the overall appearance or performance of the product. All ceilings to be adequately reinforced by others. All fixtures to be wired by licensed electrician only. The information contained herein is the sole property of Picasso Lighting Industries, LLC and may not be used without prior written consent of Picasso Lighting Industries, LLC. The 'USGBC member logo' is a trademark owned by the U.S. Green building council and is used by permission. The logo signifies only that Picasso Lighting Industries, LLC is a USGBC member; USGBC does not review, certify, or endorse the products or services offered by its members.