

Nubez < 4x4 Flush Trim <

RECESSED STRETCH FABRIC

TYPE

PROJECT

Overview

- False Ceiling /fols/seling/ noun: false ceiling; 1. frequently secondary ceilings that are suspended below the primary ceiling of joists or I-beams using wires, unistrut or wood.
- Nubez Series luminaries can create a sense of open, outdoor airy space in a building. Nubez Series will give you a feeling of happiness, just as you would feel on a sunny day outdoors... while adding aesthetic interest and appeal to an architectural space. This is all achieved by stretching cloth fabric or PVC material in large areas where you can't install a skylight or window. The same can be achieved with white acrylic, but as you light spaces larger than 3x3, the acrylic gets too heavy
- DESIGNER SELECTIONS
- Nubez Series has many profile sizes. Squares 3x3,4x4,5x5 and larger. Rectangles 3x5,6x8, 5x10 and larger. Triangles 3x3,4x4,5x5 and larger. If you design larger than 8 x12, we have our stretch in field product that can achieve any shape!
- Nubez Series can be specified from 100 LPSF to 1000 LPSF, 80 to 90 cri, static 2700k-5000k, color changing and tunable white.
- Nubez Series can be pendant mounted, surface mounted and recessed in grid, metal, drywall, or wood ceilings. Glance under appropriate categories IE; surface, recessed, pendent for install your looking for.
- Nubez Series is also available in acoustic configurations as well as micro antibacterial, so look in acoustic and medical as well.
- Nubez Series has multiple choices for finishes too. Non-lighted colors, soft white translucent or even mirrored options.
- Nubez Series under Nubez Stretch, is installed by our own team to ensure that light is even, no LEDs are visible and the system is working properly. No need to hire multiple contractors.
- Nubez Series qualifies as "Made in America", "American Made" and is part of our ECO sustainable end of life program.
- For all: ies files, pictures, instructions, rfa files, and warranties....scroll to bottom.
- Once specified and we receive PO, we have live meetings with GC's, EC's to make sure the installation prep is executed correctly.
- Nubez is considered a custom product.



Nubez < 4x4 Flush Trim <
RECESSED STRETCH FABRIC

TYPE
PROJECT

Ordering Format

PART NUMBER: NUB-RF

Size	Lumens Direct	CCT Available	CRI Available	Direct Optics
2x2 = 24in x 24in	DR2 = 250 lumens/sqft	27 = 2700 Kelvins	80 = 80-85 CRI	SFPM = Stretch Fabric PVC Membrane
3x3 = 36in x 36in	DR3 = 375 lumens/sqft	30 = 3000 Kelvins	90 = 90-95 CRI	
4X4 = 48in x 48in	DR5 = 500 lumens/sqft	35 = 3500 Kelvins		
2x4 = 24in x 48in	DR6 = 625 lumens/sqft	40 = 4000 Kelvins		
3x4 = 36in x 48in		TW = Tunable White 2700-5000 Kelvins		
Mounting	Driver / Voltage	Fixture Finish	Options	
S = 9/16 Slot Grid- w/trim	ND = Non-Dim Universal 120-277VAC	W = Standard White	AWN = Lutron Athena Wireless Node (RF only)	
T = T-Bar 9/16 and 15/16-w/trim	ZT = 0-10v Dimming Universal 120-277VAC 1%		AWNS = Lutron Athena Wireless Node (with Sensor)	
SF = Spackle Flange-w/trim	LE1 = Lutron EcoSystem 1% SoftOnFadeToBlack		OS = Occupancy Sensor	
	CC = Custom Control - add in notes		WH = Whip 6'	
			EMD = Emergency Driver - Battery Backup 120-277VAC	
			NAM = Acoustical Membrane NRC-.55	

NOTES

ORDER NUMBER:

Nubez < 4x4 Flush Trim <

RECESSED STRETCH FABRIC

TYPE

PROJECT

Construction & Mounting

HOUSING

Excellent design, precision-tooling and automated production is the combination that produces our troffer style housings. Most industry today uses pre-painted, folded 22 gauge steel. We use die formed 20 gauge steel with welded, grinded, sanded corners, that produces a seamless troffer with no light leaks. We manufacture, any size available. Ceiling thickness unrestricted.

REFLECTOR

Integral powder-coated LED housing with excessive reflectivity for increased lumen output

FINISH

Standard powder-coated colors are white. Troffer style fixtures are not limited to white, consult factory for special applications.

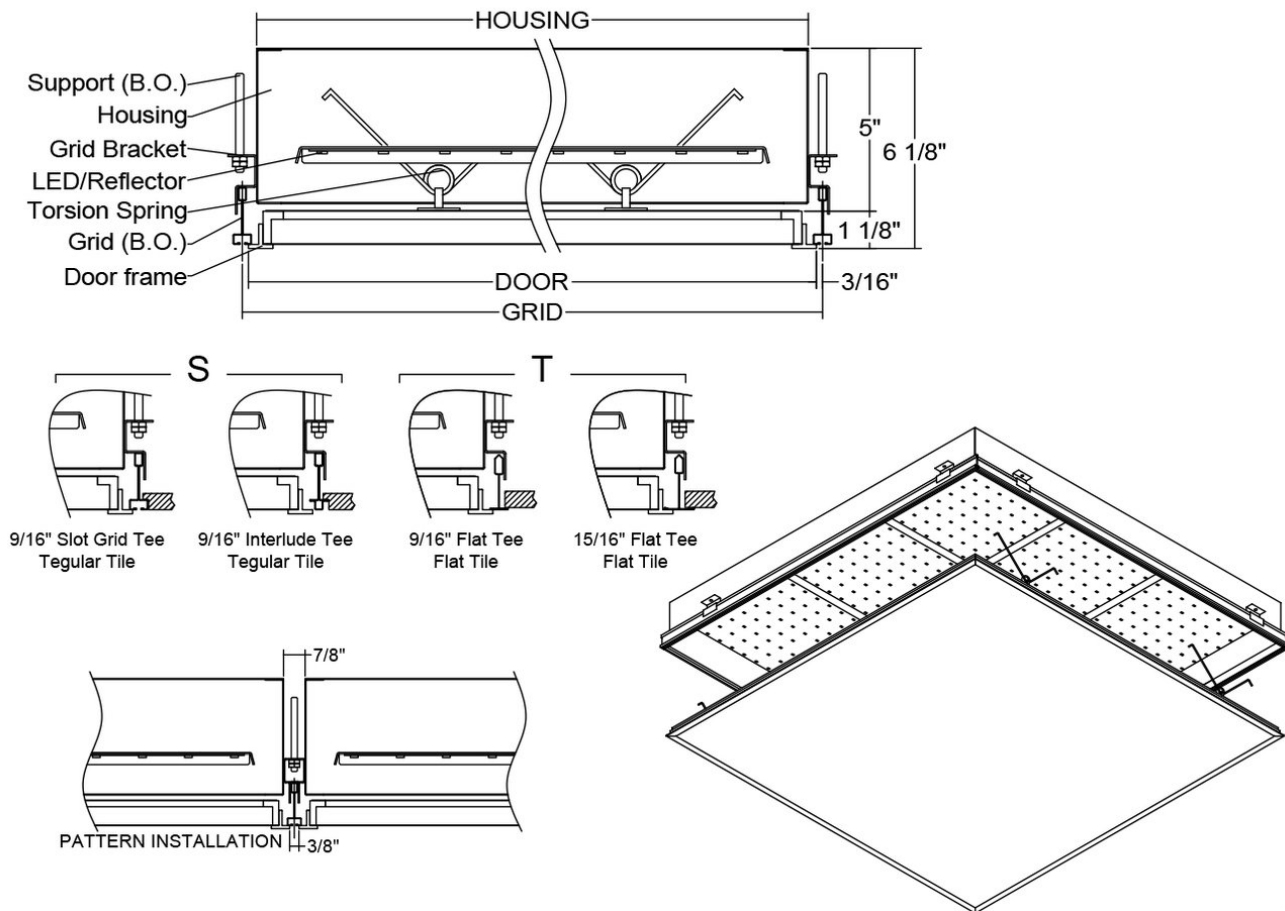
OPTICS

Dual layers of clear and opal white flexible membrane is stretched over the frame. Opal white is to room side.

MOUNTING

Our recessed fixtures are made to be mounted in slot grid, T-bar and sheetrock ceilings. See mounting detail. Other ceiling types, please consult the factory, we can accommodate many different applications.

Nubez Recessed Flush Grid ≤4' Square



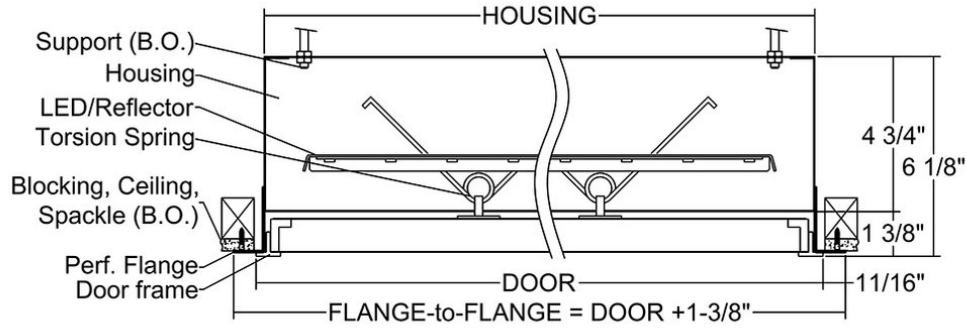
Nubez < 4x4 Flush Trim <

RECESSED STRETCH FABRIC

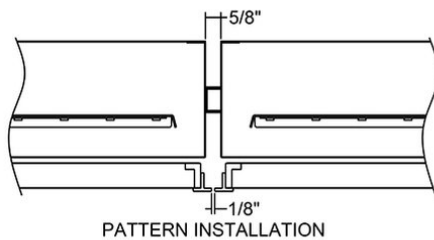
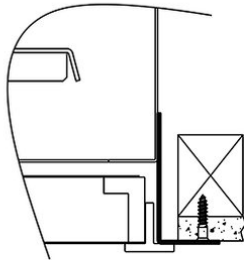
TYPE

PROJECT

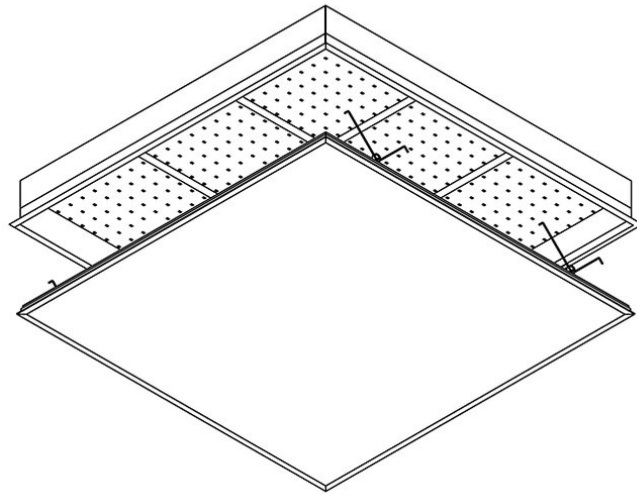
Nubez Recessed Flush Spackle Flange ≤ 4' Square



Mounting:
(Access from Above Required)
1/4-20 Threaded Studs Attached
to Top of Housing and
Screws (BO) Thru Perforated
Flange to Structural Frame (BO)



PATTERN INSTALLATION



Electrical / Driver

- Drivers - Our drivers are specifically selected based on fixture application to ensure ultimate reliability and long life. We use only UL recognized brands of LED drivers. Our LED drivers feature HPF (high power factor), universal voltage 110 - 277 VAC and include 0-10V dimming. Please note, 277v has longer distances from power feed to power feed than 120v.
- If required, we can supply premium drivers such as Lutron, Eldoed and others upon request. Advanced control systems compliant drivers such as POE,DALI, DMX, etc. are also available, please consult factory.
- Rated life (90% survivorship) of 50,000 hours at 50° C max. ambient (and 70° C max. case) temperature. At maximum driver load: Efficiency >84%, PF>0.9, THD
- POE - We are working with Molex/Igor POE systems. We can add a POE driver into our fixtures or remote them. Based on the fixture you select, we will notify you (or you can contact the factory) to see if we can install the P-driver or the P-driver needs to be remote. Just add POE1 in the spec and we will advise. Please keep in mind you need to specify a complete POE control system before specifying POE1.
- Our LED drivers feature HPF (high power factor), universal voltage 110 - 277 VAC and include 0-10V dimming.
- Emergency drivers are factory installed as an option, long life, high temperature, recyclable Ni-Cad battery pack with test switch and charge indicator. EMR is minimum of 90 minutes operation to meet code.
- Whip - Six feet long, wiring RHOS/Reach Compliant, 18 gauge, 600v rated, Specify wired to the fixture as an OPTION.

LED Performance

LED Output	CCT Color Temp	Watts	Lumens	Lumens per Watt	CCT Multiplier
Low	3000	44.7 TW	4000 TL (250 LPSF)	90 LPW	2700=.95/3000=1 /3500=1.01/4000/1.03
Medium	3000	67 TW	6000 TL (375 LPSF)	90 LPW	2700=.95/3000=1 /3500=1.01/4000/1.03
High	3000	89.4 TW	8000 TL (500 LPSF)	90 LPW	2700=.95/3000=1 /3500=1.01/4000/1.03
Super High	3000	111.8 TW	10,000 TL (625 LPSF)	90 LPW	2700=.95/3000=1 /3500=1.01/4000/1.03

- The table above is a quick reference for LP-SQ-FT. on 4x4. When calculating loads make sure you add direct and indirect LPW to get total wattage. Please refer to photometric report for detailed information.
- Our light engines are precisely designed for optimal operation of LED assemblies.
- Our standard LED's CCT (correlated color temperature) range is 2700K to 4000K. Other CCT values are available upon request.
- We log LED bin codes for each project we supply to ensure color consistency and keep a record of those projects for future reference.
- CRI offered is 80+, and 90+ Note: on 90+ CRI use .85 multiplier
- Tunable white, warm dim and other special LED colors available.
- Custom Lumens Available
- We design our own printed circuit boards to ensure high luminescence efficiency, low thermal resistance and long-term reliable operation.
- Light engines are easily replaced.
- We use only recognized brand LED's with 3 SDCM (standard deviation color matching) with high color consistency. 2 SDCM available upon request.
- If you require a special LED manufacturer, please contact us. LED chip manufacturers used by Picasso are primarily (but not limited to) Nichia, Cree and Samsung.
- LRP - "LED Reel Program" – LED's for printed circuit boards come on reels' like old 8mm projectors and they're sold in lots just like fabric. At Picasso Lighting, we have a program where we make sure all of your reels come from the same lot for each project. This ensures excellent color consistency in large open spaces.
- LED life is rated at 50,000 hours

Certifications & Warranties

Nubez < 4x4 Flush Trim <

RECESSED STRETCH FABRIC

TYPE

PROJECT

- Limited five-year limited warranty on all products that are installed according to the product's specifications. Fixture must be properly installed by qualified licensed electricians, who meet and understand local installation requirements. Proper ambient conditions are to be met. The normal indoor temperatures of 50-90 degrees F, no more than 95% RH and sufficient air flow are required. Fixture should not be modified, and no maintenance or repairs should be performed without the written authorization from Picasso Lighting.
- We manufacture based on approved spec sheets and submittals signed by the customers. Change orders must be in writing and will delay delivery.
- Picasso Lighting reserves the right to repair or replace a defective product with another product with a similar design and the same or better performance, or to refund the distributor for the purchase price.
- Warranty does not cover damage caused by transportation, damage caused by using the fixture in an area it is not UL rated for, damage caused by negligence, lack of maintenance, attempts to repair by unqualified or unauthorized personnel, by using non-original accessories/parts, fixtures installed in systems without power surge protection.
- Picasso Lighting must receive in writing any complaints regarding the defective products, no later than 3 weeks from delivery addressed to: ttoledo@picassoltg.com. Picasso Lighting will send a field technician to the site to evaluate the said defective product or may require product to be sent back to the factory for repair. The customer is responsible for the costs of disassembly and reassembly. We do accept field repairs and replacement labor from licensed electrical contractors but not without a written agreement signed by Picasso Lighting official. Failure to adhere to all warranty and certifications will void any recompense and the warranty.
- IBEW USA Union All fixtures are IBEW manufactured and assembled in the USA. UL listed for dry and damp locations.



Note: Picasso lighting industries, LLC reserves the right to make any design changes which will not affect the overall appearance or performance of the product. All ceilings to be adequately reinforced by others. All fixtures to be wired by licensed electrician only. The information contained herein is the sole property of Picasso Lighting Industries, LLC and may not be used without prior written consent of Picasso Lighting Industries, LLC. The 'USGBC member logo' is a trademark owned by the U.S. Green building council and is used by permission. The logo signifies only that Picasso Lighting Industries, LLC is a USGBC member; USGBC does not review, certify, or endorse the products or services offered by its members.